

ENERO 2021

Boletín mensual de coyuntura laboral provincia de Huelva



I.S.S.N. 2605-017X

Servicio de Coordinación CESpH

ÍNDICE

1. CLAVES MENSUALES
2. PARO REGISTRADO
 - [2.1. PROVINCIA](#)
 - [2.2. MUNICIPIOS](#)
 - [2.3. COMARCAS](#)
3. CONTRATACIONES
 - [3.1. PROVINCIA](#)
 - [3.2. MUNICIPIOS](#)
4. AFILIACIONES
 - [4.1. PROVINCIA](#)
 - [4.2. MUNICIPIOS](#)
5. [GLOSARIO y REFERENCIAS](#)

1. CLAVES MENSUALES. ENERO 2021

PARO REGISTRADO

En el mes de enero y en relación al mes anterior, el paro registrado decrece un 2,92% en la provincia de Huelva (1.851 personas), aumentando un 1,88% en Andalucía y un 1,96% en España.

El paro registrado en hombres arroja una diferencia mensual de 1.036 personas menos (-3,78%) y en mujeres de 815 paradas menos (-2,27%). En relación al mismo mes del año anterior, el paro registrado en hombres aumenta un 24,99% (4.523 parados) y en las mujeres un 24,73% (6.960 paradas).

Por segmentos de edad y, en relación al mes anterior, las personas menores de 25 años muestran un descenso mensual de 513 personas (-8,16%); en el grupo de 25 a 44 años se produce un descenso de 674 (-2,39%) y en los mayores o iguales a 45 años el descenso es de 664 personas (-2,30%). En relación al año anterior, las personas menores de 25 años aumentan en 1.536 (42,78%), las que están en el grupo de 25 a 44 años en 5.447 (27,44%) y las mayores o iguales a 45 aumentan en 4.165 (19,41%).

Por sectores y, en relación al mes anterior, el paro registrado desciende en agricultura (-13,34%), construcción (-5,70%), industria (-4,63%) y sin empleo anterior (-3,86%), incrementándose en servicios (2,79%). Respecto a enero de 2020, se incrementa el paro en todos los sectores: 61,63% agricultura, 37,41% en sin empleo anterior, 15,25% servicios, 14,71% construcción y 11,31% industria.

En este mes de enero el número de personas desempleadas se ha situado en 61.492. La cifra de parados/as en Huelva para este primer mes de 2021 se sitúa en relación a la registrada en 2020 en un 24,84% más, mientras que en Andalucía supone un 22,53% y en España un 21,84%.

CONTRATACIONES

El total de contratos en la provincia de Huelva se situó en 40.220, de los cuales 39.236 son temporales y 984 indefinidos, mostrando éstos un incremento del 73,24% respecto al mes anterior y un descenso del 23,42% en relación a enero de 2020; esta cifra sigue siendo muy reducida en relación con el número de contratos temporales realizados, de forma que la proporción de contratos indefinidos sobre el total es del 2,45% en Huelva, por debajo de la media andaluza (3,98%) y de la media española (9,54%).

Por sectores, la contratación se distribuyó de la siguiente forma: 61,33% agricultura, 28,45% servicios, 5,67% construcción y 4,56% industria.

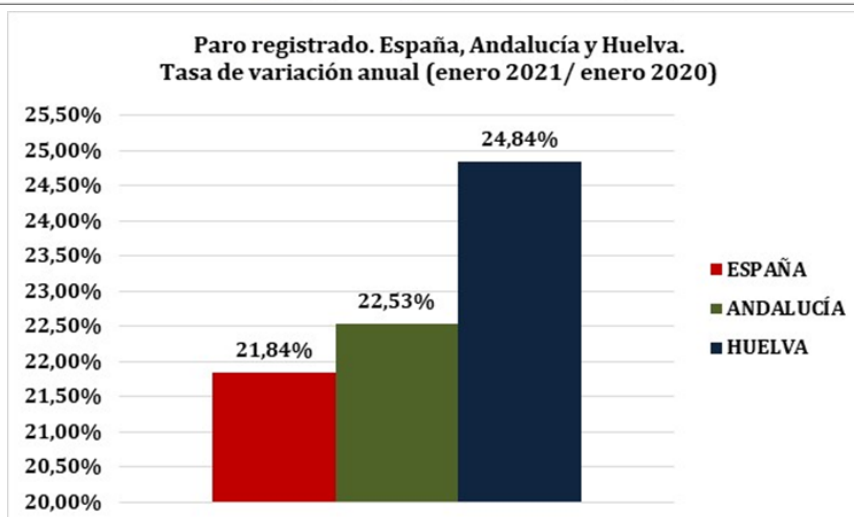
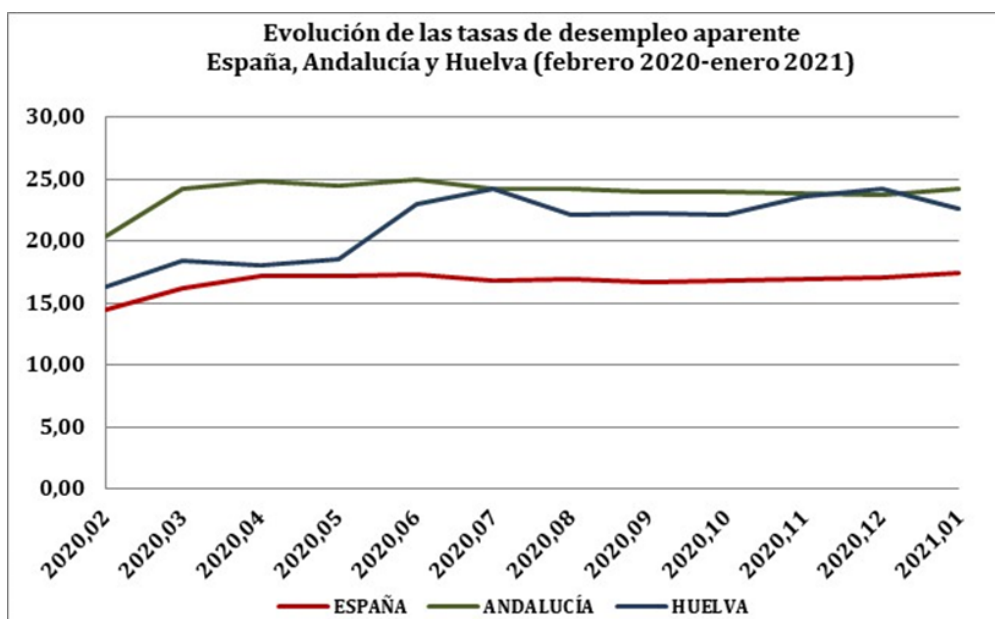
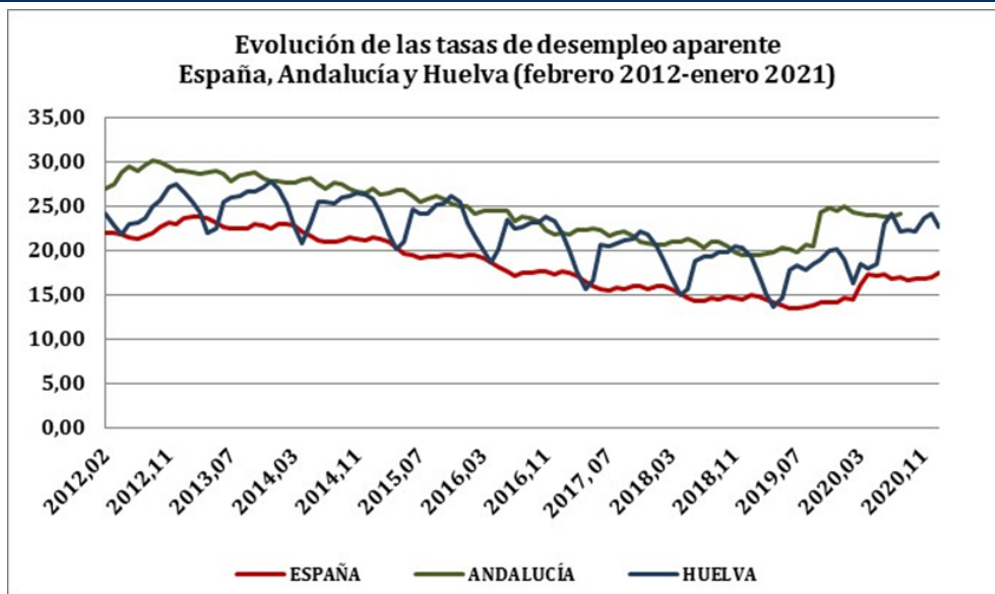
AFILIACIONES

En el caso de Huelva, se produce un incremento del número de afiliaciones a la Seguridad Social, con 11.134 altas en el mes de enero respecto al mes anterior (5,70%). En relación al mismo mes del año anterior, en Huelva la tasa de variación es del -0,57%, en Andalucía del -0,28% y en España del -1,13%, situándose en Huelva el número de personas afiliadas en enero de 2021 en 210.232.

Por regímenes la distribución de la afiliación es la siguiente: 53,84% Régimen General; 31,37% Régimen Especial Agrario; 13,36% Autónomos; 0,81% Régimen Especial del Mar y 0,62% Régimen Especial Empleados del Hogar.

| PERSONAS PARADAS - ENERO 2021 | | | |
|----------------------------------|--------|-----------|-----------|
| | HUELVA | ANDALUCÍA | ESPAÑA |
| Nº personas | 61.492 | 987.686 | 3.964.353 |
| Tasa de variación mensual (%) | -2,92% | 1,88% | 1,96% |
| Diferencia mensual | -1.851 | 18.249 | 76.216 |
| Tasa de variación interanual (%) | 24,84% | 22,53% | 21,84% |
| Diferencia anual | 12.237 | 181.596 | 710.500 |

Fuente: Ministerio de Trabajo, Migraciones y Seguridad Social

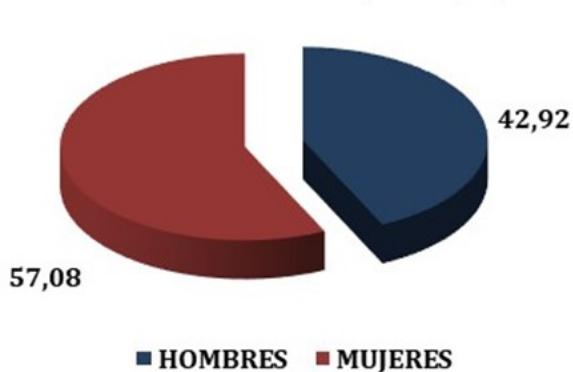


PERSONAS PARADAS POR SEXO Y GRUPOS DE EDAD - ENERO 2021

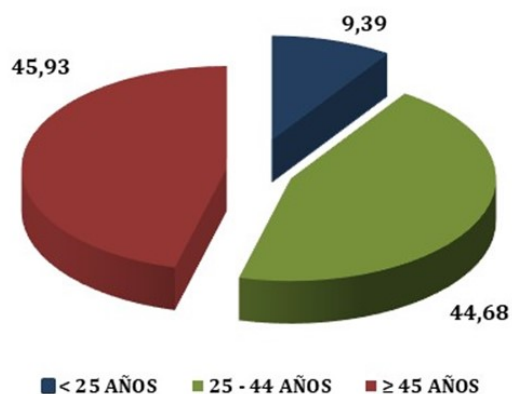
| PROVINCIA HUELVA | Nº personas | Diferencia mensual | Tasa v. mensual | Diferencia anual | Tasa v. inter-anual |
|------------------|-------------|--------------------|-----------------|------------------|---------------------|
| HOMBRES | 26.390 | -1.036 | -3,78% | 4.523 | 24,99% |
| MUJERES | 35.102 | -815 | -2,27% | 6.625 | 24,73% |
| MENORES 25 AÑOS | 5.774 | -513 | -8,16% | 1.536 | 42,78% |
| DE 25 A 44 AÑOS | 27.472 | -674 | -2,39% | 5.447 | 27,44% |
| ≥A 45 AÑOS | 28.246 | -664 | -2,30% | 4.165 | 19,41% |

Fuente: Ministerio de Trabajo, Migraciones y Seguridad Social

PARO REGISTRADO/SEXO (%)



PARO REGISTRADO/EDAD (%)

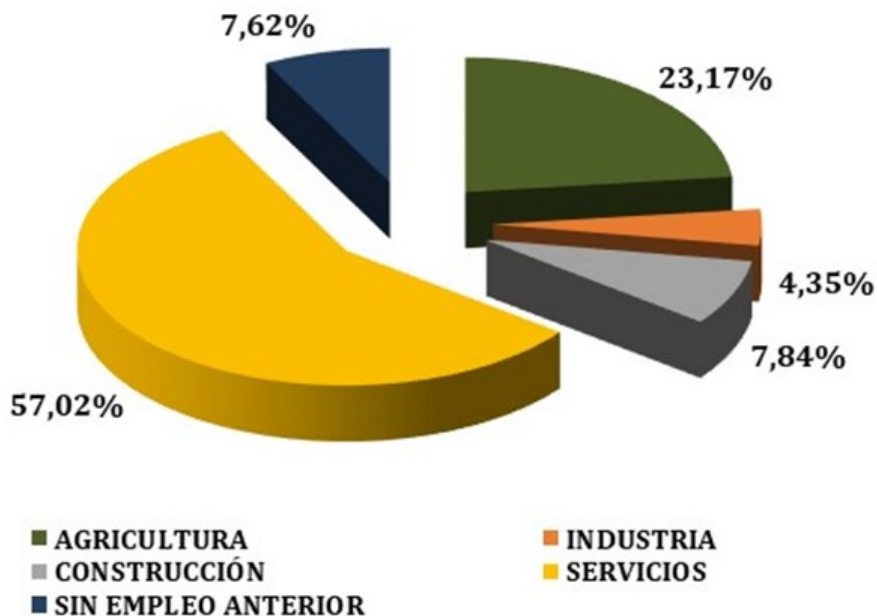


PERSONAS PARADAS POR SECTORES - ENERO 2021

| PROVINCIA HUELVA | Nº personas | Diferencia mensual | Tasa v. mensual (%) | Diferencia anual | Tasa v. inter-anual (%) |
|---------------------|-------------|--------------------|---------------------|------------------|-------------------------|
| AGRICULTURA | 14.249 | -2.193 | -13,34% | 3.739 | 61,63% |
| INDUSTRIA | 2.677 | -130 | -4,63% | 86 | 11,31% |
| CONSTRUCCIÓN | 4.818 | -291 | -5,70% | 303 | 14,71% |
| SERVICIOS | 35.061 | 951 | 2,79% | 5.775 | 15,25% |
| SIN EMPLEO ANTERIOR | 4.687 | -188 | -3,86% | 1.245 | 37,41% |

Fuente: Ministerio de Trabajo, Migraciones y Seguridad Social

PARO REGISTRADO/SECTORES



PARO POR SEXO Y EDAD-ENERO2021

| MUNICIPIOS | TOTAL | MES ANT. | DIF. MENS. | HOMBRES | | | MUJERES | | | % TOTAL | |
|-------------------------------|-------|----------|------------|---------|---------|-------|---------|-------|---------|---------|--------|
| | | | | <25 | 25 - 44 | ≥45 | %TOTAL | <25 | 25 - 44 | | ≥45 |
| ALÁJAR | 129 | 126 | 3 | 6 | 28 | 26 | 46,51% | 3 | 30 | 36 | 53,49% |
| ALJARAQUE | 2050 | 1980 | 70 | 102 | 309 | 331 | 36,20% | 84 | 612 | 612 | 63,80% |
| ALMENDRO, EL | 93 | 99 | -6 | 5 | 17 | 23 | 48,39% | 5 | 18 | 25 | 51,61% |
| ALMONASTER LA REAL | 158 | 174 | -16 | 8 | 23 | 38 | 43,67% | 9 | 33 | 47 | 56,33% |
| ALMONTE | 4223 | 4948 | -725 | 185 | 764 | 712 | 39,33% | 166 | 1.110 | 1.286 | 60,67% |
| ALOSNO | 468 | 479 | -11 | 22 | 90 | 116 | 48,72% | 15 | 99 | 126 | 51,28% |
| ARACENA | 930 | 893 | 37 | 45 | 139 | 174 | 38,49% | 38 | 246 | 288 | 61,51% |
| AROCHE | 195 | 198 | -3 | 15 | 40 | 41 | 49,23% | 19 | 41 | 39 | 50,77% |
| ARROYOMOLINOS DE LEON | 138 | 142 | -4 | 5 | 23 | 19 | 34,06% | 5 | 36 | 50 | 65,94% |
| AYAMONTE | 2515 | 2514 | 1 | 123 | 500 | 488 | 44,17% | 120 | 680 | 604 | 55,83% |
| BEAS | 416 | 424 | -8 | 24 | 78 | 104 | 49,52% | 26 | 106 | 78 | 50,48% |
| BERROCAL | 26 | 22 | 4 | 1 | 9 | 9 | 73,08% | | 4 | 3 | 26,92% |
| BOLLULLOS PAR DEL CONDADO | 1116 | 1168 | -52 | 52 | 265 | 287 | 54,12% | 48 | 256 | 208 | 45,88% |
| BONARES | 343 | 367 | -24 | 24 | 68 | 85 | 51,60% | 23 | 67 | 76 | 48,40% |
| CABEZAS RUBIAS | 68 | 70 | -2 | 3 | 14 | 11 | 41,18% | 4 | 21 | 15 | 58,82% |
| CALA | 179 | 185 | -6 | 6 | 24 | 30 | 33,52% | 12 | 41 | 66 | 66,48% |
| CALAÑAS | 308 | 310 | -2 | 7 | 52 | 68 | 41,23% | 9 | 83 | 89 | 58,77% |
| CAMPILLO, EL | 253 | 255 | -2 | 11 | 51 | 52 | 45,06% | 10 | 59 | 70 | 54,94% |
| CAMPOFRIO | 80 | 75 | 5 | 3 | 13 | 12 | 35,00% | 2 | 23 | 27 | 65,00% |
| CAÑAVERAL DE LEON | 40 | 38 | 2 | 2 | 9 | 11 | 55,00% | 1 | 11 | 6 | 45,00% |
| CARTAYA | 1766 | 1744 | 22 | 94 | 322 | 382 | 45,19% | 99 | 457 | 412 | 54,81% |
| CASTAÑO DEL ROBLEDO | 41 | 46 | -5 | 0 | 3 | 13 | 39,02% | 6 | 10 | 9 | 60,98% |
| CERRO DE ANDEVALO, EL | 218 | 219 | -1 | 2 | 30 | 51 | 38,07% | 15 | 63 | 57 | 61,93% |
| CHUCENA | 169 | 164 | 5 | 24 | 33 | 38 | 56,21% | 15 | 34 | 25 | 43,79% |
| CORTECONCEPCION | 68 | 76 | -8 | 2 | 15 | 17 | 50,00% | 5 | 13 | 16 | 50,00% |
| CORTEGANA | 510 | 502 | 8 | 18 | 87 | 122 | 44,51% | 20 | 133 | 130 | 55,49% |
| CORTELAZOR | 41 | 44 | -3 | 1 | 4 | 8 | 31,71% | | 15 | 13 | 68,29% |
| CUMBRES DE ENMEDIO | 8 | 7 | 1 | 0 | 0 | 4 | 50,00% | | 3 | 1 | 50,00% |
| CUMBRES DE SAN BARTOLOME | 29 | 32 | -3 | 1 | 4 | 6 | 37,93% | | 5 | 13 | 62,07% |
| CUMBRES MAYORES | 155 | 199 | -44 | 3 | 17 | 42 | 40,00% | 5 | 31 | 57 | 60,00% |
| ENCINASOLA | 108 | 114 | -6 | 4 | 16 | 27 | 43,52% | 7 | 20 | 34 | 56,48% |
| ESCACENA DEL CAMPO | 158 | 179 | -21 | 14 | 41 | 21 | 48,10% | 10 | 44 | 28 | 51,90% |
| FUENTEHERIDOS | 130 | 131 | -1 | 5 | 25 | 29 | 45,38% | 6 | 34 | 31 | 54,62% |
| GALAROZA | 157 | 162 | -5 | 3 | 23 | 37 | 40,13% | 8 | 42 | 44 | 59,87% |
| GIBRALEON | 1399 | 1392 | 7 | 66 | 217 | 301 | 41,74% | 53 | 393 | 369 | 58,26% |
| GRANADA DE RIO-TINTO, LA | 35 | 30 | 5 | 1 | 7 | 5 | 37,14% | 1 | 10 | 11 | 62,86% |
| GRANADO, EL | 53 | 43 | 10 | 5 | 9 | 18 | 60,38% | 2 | 13 | 6 | 39,62% |
| HIGUERA DE LA SIERRA | 166 | 174 | -8 | 6 | 33 | 41 | 48,19% | 3 | 46 | 37 | 51,81% |
| HINOJALES | 26 | 25 | 1 | 0 | 8 | 3 | 42,31% | 3 | 9 | 3 | 57,69% |
| HINOJOS | 296 | 285 | 11 | 29 | 70 | 49 | 50,00% | 23 | 71 | 54 | 50,00% |
| HUELVA | 19729 | 19499 | 230 | 830 | 3646 | 3782 | 41,86% | 835 | 5.266 | 5.370 | 58,14% |
| ISLA CRISTINA | 3183 | 3244 | -61 | 201 | 669 | 609 | 46,47% | 199 | 837 | 668 | 53,53% |
| JABUGO | 240 | 282 | -42 | 16 | 32 | 42 | 37,50% | 9 | 47 | 94 | 62,50% |
| LEPE | 3070 | 3259 | -189 | 144 | 645 | 580 | 44,59% | 154 | 817 | 730 | 55,41% |
| LINARES DE LA SIERRA | 37 | 36 | 1 | 1 | 5 | 15 | 56,76% | | 7 | 9 | 43,24% |
| LUCENA DEL PUERTO | 192 | 208 | -16 | 21 | 35 | 41 | 50,52% | 18 | 44 | 33 | 49,48% |
| MANZANILLA | 176 | 178 | -2 | 13 | 34 | 52 | 56,25% | 11 | 40 | 26 | 43,75% |
| MARINES, LOS | 54 | 54 | 0 | 1 | 13 | 10 | 44,44% | 2 | 13 | 15 | 55,56% |
| MINAS DE RIOTINTO | 440 | 425 | 15 | 33 | 69 | 94 | 44,55% | 31 | 103 | 110 | 55,45% |
| MOGUER | 1697 | 1949 | -252 | 91 | 334 | 374 | 47,08% | 81 | 436 | 381 | 52,92% |
| NAVA, LA | 43 | 49 | -6 | 1 | 8 | 11 | 46,51% | 1 | 9 | 13 | 53,49% |
| NERVA | 668 | 669 | -1 | 27 | 110 | 142 | 41,77% | 32 | 157 | 200 | 58,23% |
| NIEBLA | 513 | 536 | -23 | 21 | 89 | 108 | 42,50% | 23 | 131 | 141 | 57,50% |
| PALMA DEL CONDADO, LA | 1061 | 1109 | -48 | 63 | 176 | 212 | 42,51% | 63 | 266 | 281 | 57,49% |
| PALOS DE LA FRONTERA | 1348 | 1741 | -393 | 60 | 243 | 214 | 38,35% | 46 | 401 | 384 | 61,65% |
| PATERNA DEL CAMPO | 235 | 241 | -6 | 23 | 49 | 52 | 52,77% | 19 | 62 | 30 | 47,23% |
| PAYMOGO | 135 | 139 | -4 | 7 | 25 | 22 | 40,00% | 11 | 45 | 25 | 60,00% |
| PUEBLA DE GUZMAN | 341 | 358 | -17 | 9 | 60 | 96 | 48,39% | 16 | 80 | 80 | 51,61% |
| PUERTO MORAL | 33 | 35 | -2 | 2 | 1 | 6 | 27,27% | 4 | 8 | 12 | 72,73% |
| PUNTA UMBRIA | 2328 | 2245 | 83 | 98 | 454 | 441 | 42,65% | 95 | 646 | 594 | 57,35% |
| ROCIANA DEL CONDADO | 937 | 1076 | -139 | 48 | 197 | 188 | 46,21% | 27 | 225 | 252 | 53,79% |
| ROSAL DE LA FRONTERA | 158 | 150 | 8 | 4 | 35 | 31 | 44,30% | 6 | 51 | 31 | 55,70% |
| SAN BARTOLOME DE LA TORRE | 306 | 363 | -57 | 12 | 54 | 60 | 41,18% | 15 | 74 | 91 | 58,82% |
| SAN JUAN DEL PUERTO | 1028 | 1103 | -75 | 70 | 196 | 184 | 43,77% | 64 | 277 | 237 | 56,23% |
| SANLUCAR DE GUADIANA | 35 | 33 | 2 | 1 | 3 | 7 | 31,43% | 2 | 11 | 11 | 68,57% |
| SAN SILVESTRE DE GUZMAN | 50 | 53 | -3 | 4 | 8 | 14 | 52,00% | 7 | 8 | 9 | 48,00% |
| SANTA ANA LA REAL | 63 | 60 | 3 | 4 | 10 | 14 | 44,44% | 4 | 12 | 19 | 55,56% |
| SANTA BARBARA DE CASA | 104 | 116 | -12 | 9 | 19 | 21 | 47,12% | 12 | 23 | 20 | 52,88% |
| SANTA OLALLA DEL CALA | 243 | 248 | -5 | 9 | 37 | 34 | 32,92% | 20 | 67 | 76 | 67,08% |
| TRIGUEROS | 854 | 886 | -32 | 52 | 141 | 174 | 42,97% | 47 | 227 | 213 | 57,03% |
| VALDELARCO | 19 | 19 | 0 | 1 | 2 | 5 | 42,11% | 1 | 8 | 2 | 57,89% |
| VALVERDE DEL CAMINO | 1250 | 1275 | -25 | 36 | 193 | 256 | 38,80% | 44 | 292 | 429 | 61,20% |
| VILLABLANCA | 205 | 226 | -21 | 9 | 47 | 30 | 41,95% | 10 | 51 | 58 | 58,05% |
| VILLALBA DEL ALCOR | 401 | 399 | 2 | 27 | 61 | 103 | 47,63% | 14 | 96 | 100 | 52,37% |
| VILLANUEVA DE LAS CRUCES | 34 | 35 | -1 | 1 | 5 | 8 | 41,18% | 1 | 11 | 8 | 58,82% |
| VILLANUEVA DE LOS CASTILLEJOS | 224 | 234 | -10 | 14 | 41 | 48 | 45,98% | 6 | 59 | 56 | 54,02% |
| VILLARRASA | 186 | 188 | -2 | 18 | 32 | 42 | 49,46% | 9 | 44 | 41 | 50,54% |
| ZALAMEA LA REAL | 366 | 356 | 10 | 15 | 56 | 87 | 43,17% | 17 | 90 | 101 | 56,83% |
| LA ZARZA-EL PERRUNAL | 152 | 143 | 9 | 3 | 14 | 43 | 39,47% | 4 | 45 | 43 | 60,53% |
| ZUFRE | 93 | 89 | 4 | 2 | 10 | 21 | 35,48% | 6 | 26 | 28 | 64,52% |
| PROVINCIA DE HUELVA | 61492 | 63343 | -1851 | 2928 | 11338 | 12124 | 42,92% | 2.846 | 16.134 | 16.122 | 57,08% |

PARO POR SECTORES-ENERO2021

| MUNICIPIOS | AGRICULTURA | INDUSTRIA | CONSTRUCCIÓN | SERVICIOS | SIN EMPLEO ANTERIOR |
|-------------------------------|---------------|--------------|--------------|---------------|---------------------|
| ALÁJAR | 10 | 5 | 8 | 97 | 9 |
| ALJARAQUE | 208 | 110 | 132 | 1.432 | 168 |
| ALMENDRO, EL | 11 | 4 | 4 | 74 | |
| ALMONASTER LA REAL | 17 | 12 | 57 | 64 | 8 |
| ALMONTE | 2.612 | 76 | 206 | 1.218 | 111 |
| ALOSNO | 91 | 20 | 38 | 302 | 17 |
| ARACENA | 49 | 53 | 128 | 619 | 81 |
| AROCHE | 54 | 6 | 8 | 112 | 15 |
| ARROYOMOLINOS DE LEON | 22 | 7 | 6 | 87 | 16 |
| AYAMONTE | 391 | 93 | 176 | 1.690 | 165 |
| BEAS | 113 | 15 | 36 | 218 | 34 |
| BERROCAL | 2 | | 1 | 23 | |
| BOLLULLOS PAR DEL CONDADO | 258 | 32 | 159 | 581 | 86 |
| BONARES | 110 | 20 | 29 | 156 | 28 |
| CABEZAS RUBIAS | 3 | 4 | 1 | 52 | 8 |
| CALA | 22 | 5 | 6 | 136 | 10 |
| CALAÑAS | 44 | 12 | 19 | 213 | 20 |
| CAMPILLO, EL | 38 | 7 | 9 | 162 | 37 |
| CAMPOFRIO | 3 | 7 | 4 | 59 | 7 |
| CAÑAVERAL DE LEON | 2 | 2 | 5 | 29 | 2 |
| CARTAYA | 668 | 52 | 132 | 848 | 66 |
| CASTAÑO DEL ROBLEDO | 1 | 3 | 2 | 34 | 1 |
| CERRO DE ANDEVALO, EL | 13 | 11 | 22 | 156 | 16 |
| CHUCENA | 30 | 12 | 20 | 93 | 14 |
| CORTECONCEPCION | 3 | 5 | 8 | 47 | 5 |
| CORTEGANA | 50 | 36 | 151 | 243 | 30 |
| CORTELAZOR | 3 | 1 | 23 | 12 | 2 |
| CUMBRES DE ENMEDIO | | | 4 | 4 | |
| CUMBRES DE SAN BARTOLOME | 3 | 3 | 2 | 17 | 4 |
| CUMBRES MAYORES | 5 | 24 | 19 | 95 | 12 |
| ENCINASOLA | 16 | 3 | 22 | 59 | 8 |
| ESCACENA DEL CAMPO | 36 | 4 | 15 | 93 | 10 |
| FUENTEHERIDOS | 10 | 7 | 21 | 84 | 8 |
| GALAROZA | 9 | 13 | 9 | 122 | 4 |
| GIBRALEON | 361 | 63 | 161 | 714 | 100 |
| GRANADA DE RIO-TINTO, LA | 2 | 1 | | 31 | 1 |
| GRANADO, EL | 7 | 2 | 8 | 33 | 3 |
| HIGUERA DE LA SIERRA | 16 | 4 | 21 | 112 | 13 |
| HINOJALES | 1 | | 17 | 6 | 2 |
| HINOJOS | 87 | 46 | 15 | 135 | 13 |
| HUELVA | 3.018 | 819 | 1.392 | 12.398 | 2.102 |
| ISLA CRISTINA | 973 | 96 | 197 | 1.686 | 231 |
| JABUGO | 14 | 53 | 7 | 149 | 17 |
| LEPE | 874 | 101 | 184 | 1.786 | 125 |
| LINARES DE LA SIERRA | 2 | 2 | 25 | 7 | 1 |
| LUCENA DEL PUERTO | 109 | 8 | 8 | 56 | 11 |
| MANZANILLA | 47 | 4 | 28 | 85 | 12 |
| MARINES, LOS | 7 | | 3 | 43 | 1 |
| MINAS DE RIOTINTO | 56 | 20 | 11 | 300 | 53 |
| MOGUER | 639 | 126 | 218 | 615 | 99 |
| NAVA, LA | 2 | 2 | 4 | 35 | |
| NERVA | 105 | 28 | 45 | 403 | 87 |
| NIEBLA | 108 | 28 | 45 | 301 | 31 |
| PALMA DEL CONDADO, LA | 204 | 46 | 48 | 666 | 97 |
| PALOS DE LA FRONTERA | 608 | 71 | 43 | 586 | 40 |
| PATERNA DEL CAMPO | 59 | 9 | 15 | 131 | 21 |
| PAYMOGO | 38 | 1 | 14 | 71 | 11 |
| PUEBLA DE GUZMAN | 62 | 7 | 33 | 229 | 10 |
| PUERTO MORAL | 1 | | 2 | 28 | 2 |
| PUNTA UMBRIA | 280 | 94 | 188 | 1.629 | 137 |
| ROCIANA DEL CONDADO | 584 | 13 | 70 | 252 | 18 |
| ROSAL DE LA FRONTERA | 36 | 6 | 12 | 102 | 2 |
| SAN BARTOLOME DE LA TORRE | 84 | 20 | 29 | 162 | 11 |
| SAN JUAN DEL PUERTO | 253 | 51 | 94 | 545 | 85 |
| SANLUCAR DE GUADIANA | 2 | 1 | 13 | 17 | 2 |
| SAN SILVESTRE DE GUZMAN | 6 | 1 | 1 | 41 | 1 |
| SANTA ANA LA REAL | 2 | 2 | 21 | 34 | 4 |
| SANTA BARBARA DE CASA | 32 | 4 | 38 | 24 | 6 |
| SANTA OLALLA DEL CALA | 39 | 8 | 3 | 175 | 18 |
| TRIGUEROS | 185 | 45 | 80 | 471 | 73 |
| VALDELARCO | 1 | | 1 | 15 | 2 |
| VALVERDE DEL CAMINO | 150 | 155 | 99 | 721 | 125 |
| VILLABLANCA | 62 | 10 | 14 | 109 | 10 |
| VILLALBA DEL ALCOR | 71 | 18 | 50 | 241 | 21 |
| VILLANUEVA DE LAS CRUCES | 6 | | | 27 | 1 |
| VILLANUEVA DE LOS CASTILLEJOS | 41 | 12 | 9 | 154 | 8 |
| VILLARRASA | 46 | 9 | 7 | 112 | 12 |
| ZALAMEA LA REAL | 29 | 14 | 44 | 226 | 53 |
| LA ZARZA-EL PERRUNAL | 22 | 11 | 5 | 103 | 11 |
| ZUFRE | 11 | 2 | 14 | 64 | 2 |
| PROVINCIA DE HUELVA | 14.249 | 2.677 | 4.818 | 35.061 | 4.687 |

2.2. MUNICIPIOS

2. PARO REGISTRADO

| PARO REGISTRADO ENERO2021 | TOTAL DIFERENCIA ANUAL PARO REGISTRADO (nº personas) | DIFERENCIA ANUAL PERSONAS PARADAS (nº personas)/SEXO | |
|-------------------------------|--|--|-------------|
| | | HOMBRES | MUJERES |
| ALAJAR | 31 | 14 | 17 |
| ALJARAQUE | 356 | 132 | 224 |
| ALMENDRO, EL | 29 | 18 | 11 |
| ALMONASTER LA REAL | 12 | 3 | 9 |
| ALMONTE | 1692 | 635 | 1057 |
| ALOSNO | 79 | 57 | 22 |
| ARACENA | 141 | 56 | 85 |
| AROCHE | 39 | 19 | 20 |
| ARROYOMOLINOS DE LEON | 10 | 3 | 7 |
| AYAMONTE | 506 | 229 | 277 |
| BEAS | 51 | 44 | 7 |
| BERROCAL | 1 | 1 | 0 |
| BOLLULLOS PAR DEL CONDADO | 272 | 138 | 134 |
| BONARES | 96 | 37 | 59 |
| CABEZAS RUBIAS | 10 | 5 | 5 |
| CALA | 19 | 10 | 9 |
| CALAÑAS | 67 | 22 | 45 |
| CAMPILLO, EL | 4 | 6 | -2 |
| CAMPOFRIO | 1 | 2 | -1 |
| CAÑAVERAL DE LEON | 9 | 4 | 5 |
| CARTAYA | 444 | 193 | 251 |
| CASTAÑO DEL ROBLEDO | 4 | 1 | 3 |
| CERRO DE ANDEVALO, EL | 16 | 4 | 12 |
| CHUCENA | 35 | 23 | 12 |
| CORTECONCEPCION | 6 | 4 | 2 |
| CORTEGANA | 96 | 32 | 64 |
| CORTELAZOR | 1 | -6 | 7 |
| CUMBRES DE ENMEDIO | 1 | 0 | 1 |
| CUMBRES DE SAN BARTOLOME | 0 | -1 | 1 |
| CUMBRES MAYORES | 22 | 12 | 10 |
| ENCINASOLA | 23 | 17 | 6 |
| ESCACENA DEL CAMPO | 22 | 8 | 14 |
| FUENTEHERIDOS | 39 | 13 | 26 |
| GALAROZA | 32 | 16 | 16 |
| GIBRALEON | 235 | 65 | 170 |
| GRANADA DE RIO-TINTO, LA | 5 | 2 | 3 |
| GRANADO, EL | 17 | 13 | 4 |
| HIGUERA DE LA SIERRA | 27 | 9 | 18 |
| HINOJALES | 2 | 2 | 0 |
| HINOJOS | 57 | 28 | 29 |
| HUELVA | 3372 | 1539 | 1833 |
| ISLA CRISTINA | 745 | 360 | 385 |
| JABUGO | 18 | 10 | 8 |
| LEPE | 635 | 321 | 314 |
| LINARES DE LA SIERRA | 1 | -2 | 3 |
| LUCENA DEL PUERTO | 44 | 5 | 39 |
| MANZANILLA | 37 | 13 | 24 |
| MARINES, LOS | -2 | -6 | 4 |
| MINAS DE RIOTINTO | 36 | 21 | 15 |
| MOGUER | 343 | 118 | 225 |
| NAVA, LA | 9 | 1 | 8 |
| NERVA | 71 | 18 | 53 |
| NIEBLA | 63 | 24 | 39 |
| PALMA DEL CONDADO, LA | 181 | 83 | 98 |
| PALOS DE LA FRONTERA | 491 | 138 | 353 |
| PATERNA DEL CAMPO | 75 | 39 | 36 |
| PAYMOGO | 35 | 10 | 25 |
| PUEBLA DE GUZMAN | 57 | 41 | 16 |
| PUERTO MORAL | -4 | -8 | 4 |
| PUNTA UMBRIA | 450 | 213 | 237 |
| ROCIANA DEL CONDADO | 204 | 99 | 105 |
| ROSAL DE LA FRONTERA | 28 | 17 | 11 |
| SAN BARTOLOME DE LA TORRE | 72 | 37 | 35 |
| SAN JUAN DEL PUERTO | 241 | 93 | 148 |
| SANLUCAR DE GUADIANA | 6 | -2 | 8 |
| SAN SILVESTRE DE GUZMAN | 9 | 2 | 7 |
| SANTA ANA LA REAL | 12 | 7 | 5 |
| SANTA BARBARA DE CASA | 32 | 16 | 16 |
| SANTA OLALLA DEL CALA | 45 | 18 | 27 |
| TRIGUEROS | 158 | 67 | 91 |
| VALDELARCO | -3 | -1 | -2 |
| VALVERDE DEL CAMINO | 98 | 62 | 36 |
| VILLABLANCA | 48 | 12 | 36 |
| VILLALBA DEL ALCOR | 28 | 8 | 20 |
| VILLANUEVA DE LAS CRUCES | 3 | 4 | -1 |
| VILLANUEVA DE LOS CASTILLEJOS | 33 | 8 | 25 |
| VILLARRASA | 38 | 19 | 19 |
| ZALAMEA LA REAL | 24 | 11 | 13 |
| ZUFRE | -5 | -8 | 3 |
| TOTAL PROVINCIA | 12237 | 5277 | 6960 |

| PARO REGISTRADO ENERO2021 | TASA VARIACIÓN ANUAL PARO REGISTRADO | TASA VARIACIÓN ANUAL PERSONAS PARADAS/SEXO | |
|-------------------------------|--------------------------------------|--|---------------|
| | | HOMBRES | MUJERES |
| ALAJAR | 31,63% | 28,26% | 28,85% |
| ALJARAQUE | 21,02% | 20,82% | 14,67% |
| ALMENDRO, EL | 45,31% | 85,19% | 32,43% |
| ALMONASTER LA REAL | 8,22% | 30,30% | 10,00% |
| ALMONTE | 66,85% | 90,74% | 98,74% |
| ALOSNO | 20,31% | 42,11% | 8,26% |
| ARACENA | 17,87% | 18,87% | 9,65% |
| AROCHE | 25,00% | 28,57% | 25,32% |
| ARROYOMOLINOS DE LEON | 7,81% | 13,64% | 9,52% |
| AYAMONTE | 25,19% | 28,12% | 22,80% |
| BEAS | 13,97% | 23,46% | 10,34% |
| BERROCAL | 4,00% | -11,11% | -14,29% |
| BOLLULLOS PAR DEL CONDADO | 32,23% | 37,77% | 39,15% |
| BONARES | 38,87% | 36,43% | 64,49% |
| CABEZAS RUBIAS | 17,24% | 21,74% | 20,00% |
| CALA | 11,88% | 40,00% | 4,55% |
| CALAÑAS | 17,05% | 12,73% | 17,11% |
| CAMPILLO, EL | 1,61% | 10,19% | -3,55% |
| CAMPOFRIO | 1,27% | 11,54% | -13,21% |
| CAÑAVERAL DE LEON | 29,03% | 16,67% | 30,77% |
| CARTAYA | 33,59% | 33,88% | 30,26% |
| CASTAÑO DEL ROBLEDO | 10,81% | 40,00% | 13,64% |
| CERRO DE ANDEVALO, EL | 7,92% | 6,33% | 9,76% |
| CHUCENA | 26,12% | 25,00% | 19,35% |
| CORTECONCEPCION | 9,68% | 23,33% | 21,88% |
| CORTEGANA | 23,19% | 21,03% | 21,46% |
| CORTELAZOR | 2,50% | -10,53% | 28,57% |
| CUMBRES DE ENMEDIO | 14,29% | 0,00% | 0,00% |
| CUMBRES DE SAN BARTOLOME | 0,00% | 16,67% | 5,88% |
| CUMBRES MAYORES | 16,54% | 74,00% | 34,94% |
| ENCINASOLA | 27,06% | 70,00% | 14,55% |
| ESCACENA DEL CAMPO | 16,18% | 30,88% | 32,35% |
| FUENTEHERIDOS | 42,86% | 43,48% | 44,44% |
| GALAROZA | 25,60% | 40,43% | 23,08% |
| GIBRALEON | 20,19% | 13,29% | 24,65% |
| GRANADA DE RIO-TINTO, LA | 16,67% | -9,09% | 5,26% |
| GRANADO, EL | 47,22% | 21,05% | 17,65% |
| HIGUERA DE LA SIERRA | 19,42% | 21,13% | 29,41% |
| HINOJALES | 8,33% | 0,00% | 6,67% |
| HINOJOS | 23,85% | 15,83% | 22,69% |
| HUELVA | 20,62% | 21,46% | 17,64% |
| ISLA CRISTINA | 30,56% | 32,62% | 33,43% |
| JABUGO | 8,11% | 42,50% | 18,31% |
| LEPE | 26,08% | 41,51% | 28,05% |
| LINARES DE LA SIERRA | 2,78% | -13,04% | 23,08% |
| LUCENA DEL PUERTO | 29,73% | 16,30% | 80,36% |
| MANZANILLA | 26,62% | 12,79% | 52,83% |
| MARINES, LOS | -3,57% | -16,67% | 11,54% |
| MINAS DE RIOTINTO | 8,91% | 7,43% | 3,49% |
| MOGUER | 25,33% | 37,44% | 50,52% |
| NAVA, LA | 26,47% | 21,05% | 73,33% |
| NERVA | 11,89% | 7,28% | 15,77% |
| NIEBLA | 14,00% | 17,01% | 20,70% |
| PALMA DEL CONDADO, LA | 20,57% | 26,63% | 25,59% |
| PALOS DE LA FRONTERA | 57,29% | 84,17% | 118,20% |
| PATERNA DEL CAMPO | 46,88% | 54,12% | 46,67% |
| PAYMOGO | 35,00% | 29,55% | 46,43% |
| PUEBLA DE GUZMAN | 20,07% | 39,52% | 15,63% |
| PUERTO MORAL | -10,81% | -35,29% | 20,00% |
| PUNTA UMBRIA | 23,96% | 21,92% | 17,85% |
| ROCIANA DEL CONDADO | 27,83% | 50,30% | 43,86% |
| ROSAL DE LA FRONTERA | 21,54% | 28,30% | 6,49% |
| SAN BARTOLOME DE LA TORRE | 30,77% | 83,15% | 37,93% |
| SAN JUAN DEL PUERTO | 30,62% | 33,33% | 45,81% |
| SANLUCAR DE GUADIANA | 20,69% | 7,69% | 18,75% |
| SAN SILVESTRE DE GUZMAN | 21,95% | 20,83% | 41,18% |
| SANTA ANA LA REAL | 23,53% | 23,81% | 13,33% |
| SANTA BARBARA DE CASA | 44,44% | 54,55% | 66,67% |
| SANTA OLALLA DEL CALA | 22,73% | 43,55% | 16,91% |
| TRIGUEROS | 22,70% | 28,33% | 26,52% |
| VALDEJARCO | -13,64% | -11,11% | -15,38% |
| VALVERDE DEL CAMINO | 8,51% | 15,37% | 7,96% |
| VILLABLANCA | 30,57% | 28,38% | 57,83% |
| VILLALBA DEL ALCOR | 7,51% | 5,46% | 8,42% |
| VILLANUEVA DE LAS CRUCES | 9,68% | 40,00% | 0,00% |
| VILLANUEVA DE LOS CASTILLEJOS | 17,28% | 13,68% | 31,25% |
| VILLARRASA | 25,68% | 34,25% | 20,00% |
| ZALAMEA LA REAL | 7,02% | 4,76% | 3,59% |
| ZUFRE | -5,10% | -17,07% | -3,51% |
| TOTAL PROVINCIA | 24,84% | 29,90% | 27,63% |

2.2. MUNICIPIOS

2. PARO REGISTRADO

| PARO REGISTRADO | DIFERENCIA ANUAL PERSONAS PARADAS (nº personas)/SECTORES | | | | |
|-------------------------------|--|------------|--------------|-------------|---------------------|
| | AGRICULTURA | INDUSTRIA | CONSTRUCCIÓN | SERVICIOS | SIN EMPLEO ANTERIOR |
| ALAJAR | 4 | 0 | 5 | 19 | 3 |
| ALJARAQUE | 51 | 27 | 5 | 228 | 45 |
| ALMENDRO, EL | 1 | 2 | 3 | 24 | -1 |
| ALMONASTER LA REAL | 10 | -4 | 6 | 1 | -1 |
| ALMONTE | 1370 | 21 | 48 | 208 | 45 |
| ALOSNO | 30 | 4 | 15 | 30 | 0 |
| ARACENA | 13 | -1 | 12 | 95 | 22 |
| AROCHE | 25 | -4 | -5 | 16 | 7 |
| ARROYOMOLINOS DE LEON | 12 | -2 | -1 | 2 | -1 |
| AYAMONTE | 165 | 3 | 21 | 253 | 64 |
| BEAS | 13 | -2 | 8 | 26 | 6 |
| BERROCAL | 1 | -1 | -1 | 2 | 0 |
| BOLLULLOS PAR DEL CONDADO | 120 | -1 | 33 | 82 | 38 |
| BONARES | 37 | 4 | -2 | 36 | 21 |
| CABEZAS RUBIAS | 0 | 0 | 0 | 2 | 8 |
| CALA | 12 | 4 | -6 | 11 | -2 |
| CALAÑAS | 15 | 3 | -1 | 55 | -5 |
| CAMPILLO, EL | 13 | -4 | 3 | -17 | 9 |
| CAMPOFRIO | -4 | 1 | -3 | 3 | 4 |
| CAÑAVERAL DE LEON | 0 | 0 | 2 | 7 | 0 |
| CARTAYA | 287 | -1 | 22 | 106 | 30 |
| CASTAÑO DEL ROBLEDO | 0 | 2 | 1 | 3 | -2 |
| CERRO DE ANDEVALO, EL | -2 | -2 | 4 | 7 | 9 |
| CHUCENA | 13 | 8 | 5 | 8 | 1 |
| CORTECONCEPCION | 0 | 2 | 5 | -5 | 4 |
| CORTEGANA | 10 | 8 | 34 | 48 | -4 |
| CORTELAZOR | 2 | -3 | 14 | -13 | 1 |
| CUMBRES DE ENMEDIO | 0 | 0 | 1 | 0 | 0 |
| CUMBRES DE SAN BARTOLOME | -1 | 1 | 1 | -2 | 1 |
| CUMBRES MAYORES | -1 | 1 | 3 | 16 | 3 |
| ENCINASOLA | 7 | 0 | 4 | 10 | 2 |
| ESCACENA DEL CAMPO | 22 | 2 | -5 | 6 | -3 |
| FUENTEHERIDOS | 3 | 1 | 2 | 31 | 2 |
| GALAROZA | -2 | 2 | 5 | 27 | 0 |
| GIBRALEON | 152 | 11 | 4 | 50 | 18 |
| GRANADA DE RIO-TINTO, LA | 0 | -1 | 0 | 6 | 0 |
| GRANADO, EL | 3 | 2 | 1 | 8 | 3 |
| HIGUERA DE LA SIERRA | 12 | 0 | -1 | 10 | 6 |
| HINOJALES | 0 | -1 | -2 | 5 | 0 |
| HINOJOS | 31 | 18 | -4 | 2 | 10 |
| HUELVA | 922 | 49 | 180 | 1702 | 519 |
| ISLA CRISTINA | 357 | 16 | 45 | 263 | 64 |
| JABUGO | 7 | 1 | -1 | 6 | 5 |
| LEPE | 331 | 36 | 42 | 208 | 18 |
| LINARES DE LA SIERRA | 1 | 1 | -4 | 3 | 0 |
| LUCENA DEL PUERTO | 36 | -3 | -8 | 13 | 6 |
| MANZANILLA | 19 | -3 | 8 | 8 | 5 |
| MARINES, LOS | -1 | -3 | -1 | 2 | 1 |
| MINAS DE RIOTINTO | 10 | -3 | -2 | 25 | 6 |
| MOGUER | 170 | 30 | 24 | 90 | 29 |
| NAVA, LA | 1 | 2 | -4 | 13 | -3 |
| NERVA | 25 | -6 | 2 | 29 | 21 |
| NIEBLA | 37 | 5 | 15 | 5 | 1 |
| PALMA DEL CONDADO, LA | 69 | 16 | -6 | 66 | 36 |
| PALOS DE LA FRONTERA | 348 | -6 | -8 | 134 | 23 |
| PATERNA DEL CAMPO | 24 | 0 | 0 | 37 | 14 |
| PAYMOGO | 0 | -1 | 6 | 26 | 4 |
| PUEBLA DE GUZMAN | 10 | -4 | 8 | 41 | 2 |
| PUERTO MORAL | 1 | 0 | -2 | -3 | 0 |
| PUNTA UMBRIA | 113 | 8 | 33 | 262 | 34 |
| ROCIANA DEL CONDADO | 159 | 4 | 9 | 23 | 9 |
| ROSAL DE LA FRONTERA | 13 | 3 | 3 | 10 | -1 |
| SAN BARTOLOME DE LA TORRE | 42 | -4 | 23 | 10 | 1 |
| SAN JUAN DEL PUERTO | 103 | -2 | 15 | 91 | 34 |
| SANLUCAR DE GUADIANA | 0 | 1 | -2 | 7 | 0 |
| SAN SILVESTRE DE GUZMAN | 4 | -4 | -1 | 11 | -1 |
| SANTA ANA LA REAL | 1 | 0 | 1 | 11 | -1 |
| SANTA BARBARA DE CASA | 20 | 2 | 10 | -1 | 1 |
| SANTA OLALLA DEL CALA | 22 | 4 | -11 | 27 | 3 |
| TRIGUEROS | 60 | 7 | 0 | 54 | 37 |
| VALDELARCO | 0 | -2 | 0 | -2 | 1 |
| VALVERDE DEL CAMINO | 28 | 17 | 5 | 18 | 30 |
| VILLABLANCA | 28 | 4 | 1 | 11 | 4 |
| VILLALBA DEL ALCOR | 33 | 6 | -4 | -11 | 4 |
| VILLANUEVA DE LAS CRUCES | 2 | 0 | 0 | 0 | 1 |
| VILLANUEVA DE LOS CASTILLEJOS | -1 | 3 | -1 | 31 | 1 |
| VILLARRASA | 13 | -2 | 4 | 16 | 7 |
| ZALAMEA LA REAL | 2 | 2 | 3 | -1 | 18 |
| ZUFRE | 0 | -2 | 0 | -3 | 0 |
| TOTAL PROVINCIA | 5433 | 272 | 618 | 4638 | 1276 |

2.2. MUNICIPIOS

2. PARO REGISTRADO

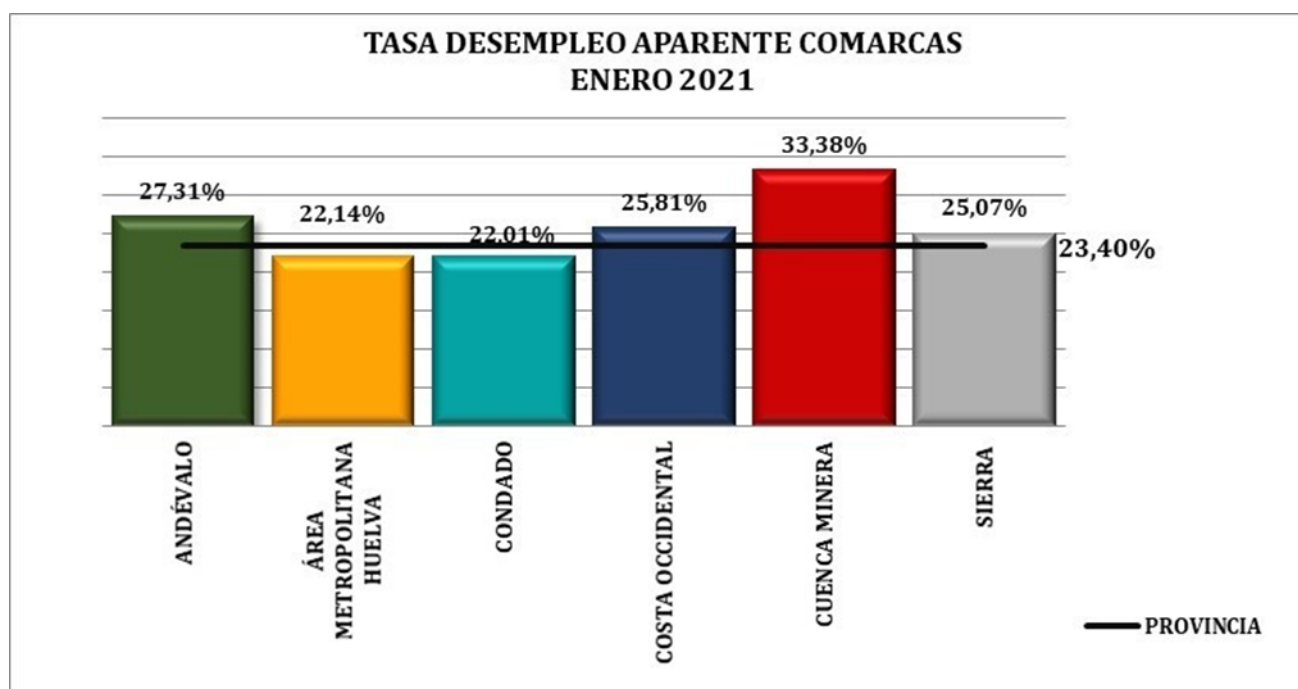
| PARO REGISTRADO ENERO2021 | TASA VARIACIÓN ANUAL PERSONAS PARADAS/SECTORES | | | | |
|-------------------------------|--|---------------|---------------|---------------|---------------|
| | AGRICULTURA | INDUSTRIA | CONSTRUCCIÓN | SERVICIOS | SIN EMPLEO |
| ALAJAR | 66,67% | 0,00% | 166,67% | 24,36% | 50,00% |
| ALJARAQUE | 32,48% | 32,53% | 3,94% | 18,94% | 36,59% |
| ALMENDRO, EL | 100,00% | 100,00% | 300,00% | 48,00% | -100,00% |
| ALMONASTER LA REAL | 142,86% | -25,00% | 11,76% | 1,59% | -11,11% |
| ALMONTE | 110,31% | 38,18% | 30,38% | 20,59% | 68,18% |
| ALOSNO | 49,18% | 25,00% | 65,22% | 11,03% | 0,00% |
| ARACENA | 36,11% | -1,85% | 10,34% | 18,13% | 37,29% |
| AROCHE | 86,21% | -40,00% | -38,46% | 16,67% | 87,50% |
| ARROYOMOLINOS DE LEON | 120,00% | -22,22% | -14,29% | 2,35% | -5,88% |
| AYAMONTE | 73,01% | 3,33% | 13,55% | 17,61% | 63,37% |
| BEAS | 13,00% | -11,76% | 28,57% | 13,54% | 21,43% |
| BERROCAL | 100,00% | -100,00% | -50,00% | 9,52% | 0,00% |
| BOLLULLOS PAR DEL CONDADO | 86,96% | -3,03% | 26,19% | 16,43% | 79,17% |
| BONARES | 50,68% | 25,00% | -6,45% | 30,00% | 300,00% |
| CABEZAS RUBIAS | 0,00% | 0,00% | 0,00% | 4,00% | 800,00% |
| CALA | 120,00% | 400,00% | -50,00% | 8,80% | -16,67% |
| CALAÑAS | 29,41% | 15,00% | -4,00% | 21,07% | -13,89% |
| CAMPILLO, EL | 52,00% | -36,36% | 50,00% | -9,50% | 32,14% |
| CAMPOFRIO | -57,14% | 16,67% | -42,86% | 5,36% | 133,33% |
| CAÑAVERAL DE LEON | 0,00% | 0,00% | 66,67% | 31,82% | 0,00% |
| CARTAYA | 75,33% | -1,89% | 20,00% | 14,29% | 83,33% |
| CASTAÑO DEL ROBLEDO | 0,00% | 200,00% | 100,00% | 9,68% | -66,67% |
| CERRO DE ANDEVALO, EL | -13,33% | -15,38% | 22,22% | 4,70% | 128,57% |
| CHUCENA | 76,47% | 200,00% | 33,33% | 9,41% | 7,69% |
| CORTECONCEPCION | 0,00% | 66,67% | 166,67% | -9,62% | 400,00% |
| CORTEGANA | 25,00% | 28,57% | 29,06% | 24,62% | -11,76% |
| CORTELAZOR | 200,00% | -75,00% | 155,56% | -52,00% | 100,00% |
| CUMBRES DE ENMEDIO | 0,00% | 0,00% | 33,33% | 0,00% | 0,00% |
| CUMBRES DE SAN BARTOLOME | -25,00% | 50,00% | 100,00% | -10,53% | 33,33% |
| CUMBRES MAYORES | -16,67% | 4,35% | 18,75% | 20,25% | 33,33% |
| ENCINASOLA | 77,78% | 0,00% | 22,22% | 20,41% | 33,33% |
| ESCACENA DEL CAMPO | 157,14% | 100,00% | -25,00% | 6,90% | -23,08% |
| FUENTEHERIDOS | 42,86% | 16,67% | 10,53% | 58,49% | 33,33% |
| GALAROZA | -18,18% | 18,18% | 125,00% | 28,42% | 0,00% |
| GIBRALEON | 72,73% | 21,15% | 2,55% | 7,53% | 21,95% |
| GRANADA DE RIO-TINTO, LA | 0,00% | -50,00% | 0,00% | 24,00% | 0,00% |
| GRANADO, EL | 75,00% | 200,00% | 14,29% | 32,00% | 300,00% |
| HIGUERA DE LA SIERRA | 300,00% | 0,00% | -4,55% | 9,80% | 85,71% |
| HINOJALES | 0,00% | -100,00% | -10,53% | 500,00% | 0,00% |
| HINOJOS | 55,36% | 64,29% | -21,05% | 1,50% | 333,33% |
| HUELVA | 43,99% | 6,36% | 14,85% | 15,91% | 32,79% |
| ISLA CRISTINA | 57,95% | 20,00% | 29,61% | 18,48% | 38,32% |
| JABUGO | 100,00% | 1,92% | -12,50% | 4,20% | 41,67% |
| LEPE | 60,96% | 55,38% | 29,58% | 13,18% | 16,82% |
| LINARES DE LA SIERRA | 100,00% | 100,00% | -13,79% | 75,00% | 0,00% |
| LUCENA DEL PUERTO | 49,32% | -27,27% | -50,00% | 30,23% | 120,00% |
| MANZANILLA | 67,86% | -42,86% | 40,00% | 10,39% | 71,43% |
| MARINES, LOS | -12,50% | -100,00% | -25,00% | 4,88% | 100,00% |
| MINAS DE RIOTINTO | 21,74% | -13,04% | -15,38% | 9,09% | 12,77% |
| MOGUER | 36,25% | 31,25% | 12,37% | 17,14% | 41,43% |
| NAVA, LA | 100,00% | 200,00% | -50,00% | 59,09% | -100,00% |
| NERVA | 31,25% | -17,65% | 4,65% | 7,75% | 31,82% |
| NIEBLA | 52,11% | 21,74% | 50,00% | 1,69% | 3,33% |
| PALMA DEL CONDADO, LA | 51,11% | 53,33% | -11,11% | 11,00% | 59,02% |
| PALOS DE LA FRONTERA | 133,85% | -7,79% | -15,69% | 29,65% | 135,29% |
| PATERNA DEL CAMPO | 68,57% | 0,00% | 0,00% | 39,36% | 200,00% |
| PAYMOGO | 0,00% | -50,00% | 75,00% | 57,78% | 57,14% |
| PUEBLA DE GUZMAN | 19,23% | -36,36% | 32,00% | 21,81% | 25,00% |
| PUERTO MORAL | 100,00% | 0,00% | -50,00% | -9,68% | 0,00% |
| PUNTA UMBRIA | 67,66% | 9,30% | 21,29% | 19,17% | 33,01% |
| ROCIANA DEL CONDADO | 37,41% | 44,44% | 14,75% | 10,04% | 100,00% |
| ROSAL DE LA FRONTERA | 56,52% | 100,00% | 33,33% | 10,87% | -33,33% |
| SAN BARTOLOME DE LA TORRE | 100,00% | -16,67% | 383,33% | 6,58% | 10,00% |
| SAN JUAN DEL PUERTO | 68,67% | -3,77% | 18,99% | 20,04% | 66,67% |
| SANLUCAR DE GUADIANA | 0,00% | 100,00% | -13,33% | 70,00% | 0,00% |
| SAN SILVESTRE DE GUZMAN | 200,00% | -80,00% | -50,00% | 36,67% | -50,00% |
| SANTA ANA LA REAL | 100,00% | 0,00% | 5,00% | 47,83% | -20,00% |
| SANTA BARBARA DE CASA | 166,67% | 100,00% | 35,71% | -4,00% | 20,00% |
| SANTA OLALLA DEL CALA | 129,41% | 100,00% | -78,57% | 18,24% | 20,00% |
| TRIGUEROS | 48,00% | 18,42% | 0,00% | 12,95% | 102,78% |
| VALDELARCO | 0,00% | -100,00% | 0,00% | -11,76% | 100,00% |
| VALVERDE DEL CAMINO | 22,95% | 12,32% | 5,32% | 2,56% | 31,58% |
| VILLABLANCA | 82,35% | 66,67% | 7,69% | 11,22% | 66,67% |
| VILLALBA DEL ALCOR | 86,84% | 50,00% | -7,41% | -4,37% | 23,53% |
| VILLANUEVA DE LAS CRUCES | 50,00% | 0,00% | 0,00% | 0,00% | 100,00% |
| VILLANUEVA DE LOS CASTILLEJOS | -2,38% | 33,33% | -10,00% | 25,20% | 14,29% |
| VILLARRASA | 39,39% | -18,18% | 133,33% | 16,67% | 140,00% |
| ZALAMEA LA REAL | 7,41% | 16,67% | 7,32% | -0,44% | 51,43% |
| ZUFRE | 0,00% | -50,00% | 0,00% | -4,48% | 0,00% |
| TOTAL PROVINCIA | 61,63% | 11,31% | 14,71% | 15,25% | 37,41% |

TASA DE DESEMPLEO APARENTE. ENERO2021

| COMARCAS Y MUNICIPIOS | AFILIACIÓN | PARO REGISTRADO | TASA DES. APARENTE |
|----------------------------------|------------|-----------------|--------------------|
| ANDÉVALO | 6 | 3.789 | 27,31% |
| El Almendro | 210 | 93 | 30,69% |
| Alosno | 1.127 | 468 | 29,34% |
| Cabezas Rubias | 183 | 68 | 27,09% |
| Calañas | 658 | 460 | 41,14% |
| El Cerro de Andévalo | 565 | 218 | 27,84% |
| El Granado | 149 | 53 | 26,24% |
| Paymogo | 363 | 135 | 27,11% |
| Puebla de Guzmán | 884 | 341 | 27,84% |
| San Bartolomé de la Torre | 1.272 | 306 | 19,39% |
| Sanlúcar de Guadiana | 68 | 35 | 33,98% |
| Santa Bárbara de Casa | 379 | 104 | 21,53% |
| Valverde del Camino | 3.122 | 1.250 | 28,59% |
| Villanueva de las Cruces | 52 | 34 | 39,53% |
| Villanueva de los Castillejos | 1.051 | 224 | 17,57% |
| CONDADO | 39.945 | 11.276 | 22,01% |
| Almonte | 12.203 | 4.223 | 25,71% |
| Beas | 1.053 | 416 | 28,32% |
| Bollullos Par del Condado | 5.056 | 1.116 | 18,08% |
| Bonares | 2.404 | 343 | 12,49% |
| Chucena | 755 | 169 | 18,29% |
| Escacena del Campo | 731 | 158 | 17,77% |
| Hinojos | 1.269 | 296 | 18,91% |
| Lucena del Puerto | 2.572 | 192 | 6,95% |
| Manzanilla | 671 | 176 | 20,78% |
| Niebla | 2.313 | 513 | 18,15% |
| La Palma del Condado | 3.142 | 1.061 | 25,24% |
| Paterna del Campo | 1.038 | 235 | 18,46% |
| Rociana del Condado | 3.445 | 937 | 21,38% |
| Trigueros | 1.774 | 854 | 32,50% |
| Villalba del Alcor | 917 | 401 | 30,42% |
| Villarrasa | 602 | 186 | 23,60% |
| COSTA OCCIDENTAL | 31.011 | 10.789 | 25,81% |
| Ayamonte | 4.812 | 2.515 | 34,33% |
| Cartaya | 7.683 | 1.766 | 18,69% |
| Isla Cristina | 5.446 | 3.183 | 36,89% |
| Lepe | 11.990 | 3.070 | 20,39% |
| San Silvestre de Guzmán | 162 | 50 | 23,58% |
| Villablanca | 918 | 205 | 18,25% |
| CUENCA MINERA | 3.729 | 1.868 | 33,38% |
| Berrocal | 36 | 26 | 41,94% |
| El Campillo | 426 | 253 | 37,26% |
| Campofrío | 198 | 80 | 28,78% |
| La Granada de Río-Tinto | 39 | 35 | 47,30% |
| Minas de Riotinto | 1.372 | 440 | 24,28% |
| Nerva | 1.120 | 668 | 37,36% |
| Zalamea la Real | 538 | 366 | 40,49% |
| ÁREA METROPOLITANA HUELVA | 104.024 | 29.579 | 22,14% |
| Aljaraque | 3.934 | 2.050 | 34,26% |
| Gibraleón | 3.041 | 1.399 | 31,51% |
| Huelva | 67.399 | 19.729 | 22,64% |
| Moguer | 10.979 | 1.697 | 13,39% |
| Palos de la Frontera | 10.615 | 1.348 | 11,27% |
| Punta Umbría | 3.212 | 2.328 | 42,02% |
| San Juan del Puerto | 4.844 | 1.028 | 17,51% |
| SIERRA ARACENA P. AROCHE | 12.528 | 4.191 | 25,07% |
| Alájar | 188 | 129 | 40,69% |
| Almonaster la Real | 2.016 | 158 | 7,27% |
| Aracena | 2.269 | 930 | 29,07% |
| Aroche | 1.118 | 195 | 14,85% |
| Arroyomolinos de León | 207 | 138 | 40,00% |
| Cala | 219 | 179 | 44,97% |
| Cañaveral de León | 70 | 40 | 36,36% |
| Castaño del Robledo | 41 | 41 | 50,00% |
| Corteconcepción | 142 | 68 | 32,38% |
| Cortegana | 1.105 | 510 | 31,58% |
| Cortelazor | 61 | 41 | 40,20% |
| Cumbres de Enmedio | 9 | 8 | 47,06% |
| Cumbres de San Bartolomé | 98 | 29 | 22,83% |
| Cumbres Mayores | 684 | 155 | 18,47% |
| Encinasola | 387 | 108 | 21,82% |
| Fuenteheridos | 174 | 130 | 42,76% |
| Galaroza | 423 | 157 | 27,07% |
| Higuera de la Sierra | 285 | 166 | 36,81% |
| Hinojales | 93 | 26 | 21,85% |
| Jabugo | 1.219 | 240 | 16,45% |
| Linares de la Sierra | 44 | 37 | 45,68% |
| Los Marines | 93 | 54 | 36,73% |
| La Nava | 45 | 43 | 48,86% |
| Puerto Moral | 74 | 33 | 30,84% |
| Rosal de la Frontera | 545 | 158 | 22,48% |
| Santa Ana la Real | 89 | 63 | 41,45% |
| Santa Olalla del Cala | 622 | 243 | 28,09% |
| Valdelarco | 55 | 19 | 25,68% |
| Zufre | 153 | 93 | 37,80% |
| TOTAL PROVINCIA | 201.320 | 61.492 | 23,40% |

| INDICADORES POR COMARCAS - ENERO2021 | | | |
|--------------------------------------|-------------|--------|--------------------|
| | AFILIACIÓN* | PARO | TASA DES. APARENTE |
| ANDÉVALO | 10.083 | 3.789 | 27,31% |
| ÁREA METROPOLITANA | 104.024 | 29.579 | 22,14% |
| CONDADO | 39.945 | 11.276 | 22,01% |
| COSTA OCCIDENTAL | 31.011 | 10.789 | 25,81% |
| CUENCA MINERA | 3.729 | 1.868 | 33,38% |
| SIERRA ARACENA P. AROCHE | 12.528 | 4.191 | 25,07% |
| PROVINCIA | 201.320 | 61.492 | 23,40% |

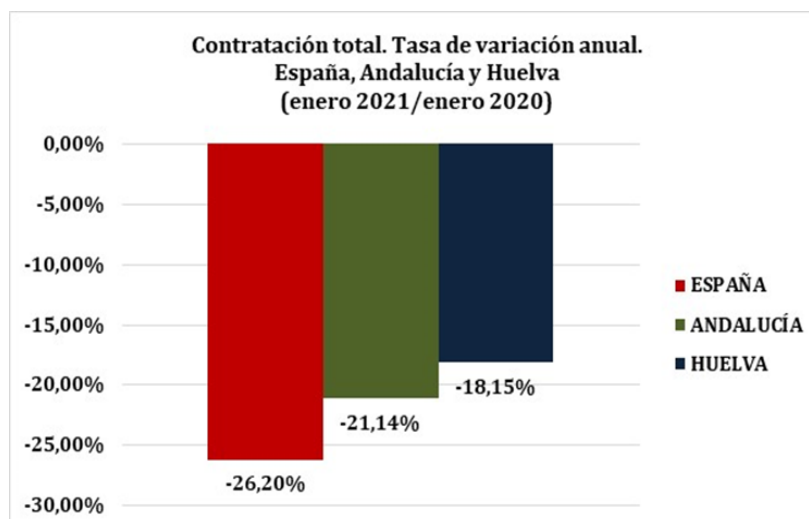
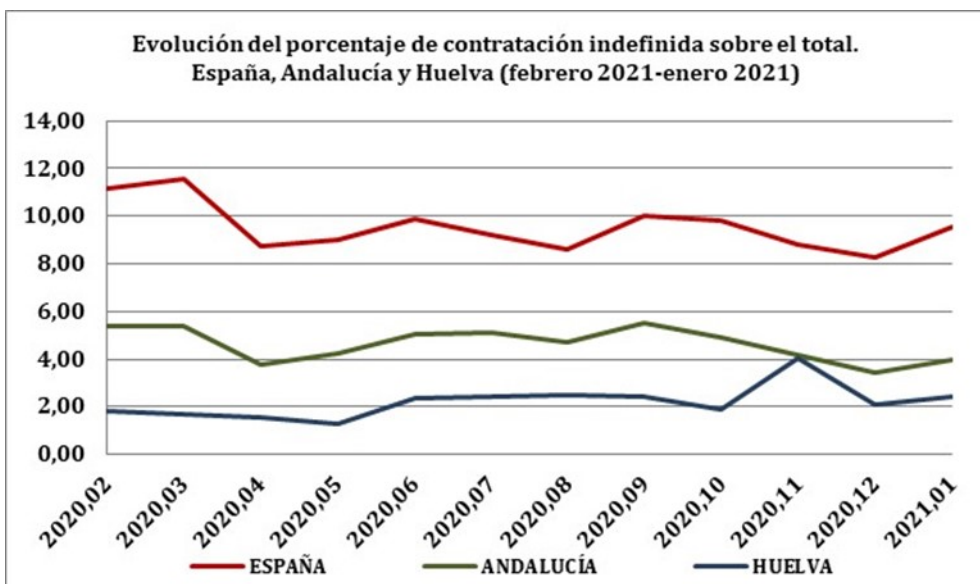
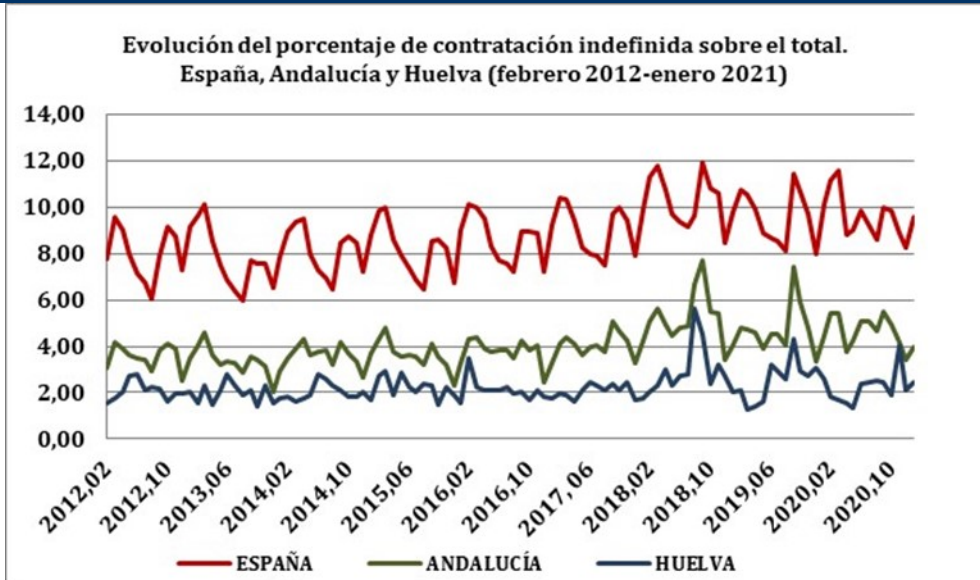
*NO INCLUIDAS PERSONAS SIN DISTRIBUIR MUNICIPALMENTE



CONTRATOS REALIZADOS - ENERO2021

| | TOTALES | | | TEMPORALES | | | INDEFINIDOS | | |
|-------------------------------|---------|----------|-----------|------------|---------|-----------|-------------|---------|---------|
| | HUELVA | ANDAL. | ESPAÑA | HUELVA | ANDAL. | ESPAÑA | HUELVA | ANDAL. | ESPAÑA |
| TOTAL | 40.220 | 374.759 | 1.302.429 | 39.236 | 359.825 | 1.178.238 | 984 | 14.934 | 124.191 |
| Diferencia mensual | 13.198 | -16.299 | -52.718 | 12.782 | -17.809 | -65.087 | 416 | 1.510 | 12.369 |
| Tasa v. mensual (%) | 48,84% | -4,17% | -3,89% | 48,32% | -4,72% | -5,23% | 73,24% | 11,25% | 11,06% |
| Diferencia anual | -8.916 | -100.448 | -462.408 | -8.615 | -94.124 | -407.621 | -301 | -6.324 | -54.787 |
| Tasa v. interanual (%) | -18,15% | -21,14% | -26,20% | -18,00% | -20,73% | -25,70% | -23,42% | -29,75% | -30,61% |

Fuente: Ministerio de Trabajo, Migraciones y Seguridad Social



| CONTRATOS POR SECTORES PROVINCIA DE HUELVA - ENERO2021 | | | | |
|--|-------------|-----------|--------------|-----------|
| SECTORES | AGRICULTURA | INDUSTRIA | CONSTRUCCIÓN | SERVICIOS |
| CONTRATOS TEMPORALES | | | | |
| Nº PERSONAS | 24.484 | 1.750 | 2.246 | 10.756 |
| % SOBRE TOTAL | 60,88% | 4,35% | 5,58% | 26,74% |
| CONTRATOS INDEFINIDOS | | | | |
| Nº PERSONAS | 181 | 85 | 33 | 685 |
| % SOBRE TOTAL | 0,45% | 0,21% | 0,08% | 1,70% |

Fuente: Ministerio de Trabajo, Migraciones y Seguridad Social



3.2. MUNICIPIOS

3. CONTRATACIONES

CONTRATACIONES-ENERO2021

| MUNICIPIOS | TIPO DE CONTRATO | | | | | | | SECTORES | | | |
|-------------------------------|------------------|--------------|--------------|--------------|--------------|--------------|--------------|--------------|-------------|-------------|--------------|
| | TOTAL | HOMBRES | | | MUJERES | | | AGRIC. | INDUST. | CONSTRUC. | SERVIC. |
| | | INIC. INDEF. | INIC. TEMP. | CONV. INDEF. | INIC. INDEF. | INIC. TEMP. | CONV. INDEF. | | | | |
| ALAJAR | 22 | | 13 | | | 9 | | 3 | | | 19 |
| ALJARAQUE | 777 | 9 | 556 | 4 | 2 | 202 | 4 | 454 | 64 | 30 | 229 |
| ALMENDRO, EL | 23 | | 11 | | | 12 | | 2 | | 3 | 18 |
| ALMONASTER LA REAL | 136 | 3 | 97 | | | 35 | 1 | 10 | 56 | 32 | 38 |
| ALMONTE | 3.727 | 23 | 1.414 | 29 | 14 | 2.229 | 18 | 3.194 | 12 | 135 | 386 |
| ALOSNO | 76 | | 37 | | 1 | 37 | 1 | 8 | 1 | 7 | 60 |
| ARACENA | 298 | 1 | 139 | 4 | | 154 | | 14 | 13 | 50 | 221 |
| AROCHE | 139 | | 73 | | | 66 | | 47 | 1 | 2 | 89 |
| ARROYOMOLINOS DE LEON | 23 | | 18 | | | 5 | | 9 | 3 | 6 | 5 |
| AYAMONTE | 718 | 20 | 416 | 4 | 15 | 262 | 1 | 287 | 43 | 121 | 267 |
| BEAS | 153 | | 101 | | | 52 | | 20 | | 55 | 78 |
| BERROCAL | 8 | | 8 | | | | | 2 | | | 6 |
| BOLLULLOS PAR DEL CONDADO | 616 | 5 | 255 | 4 | 1 | 347 | 4 | 258 | 18 | 127 | 213 |
| BONARES | 663 | 4 | 285 | 2 | 1 | 371 | | 510 | 2 | 58 | 93 |
| CABEZAS RUBIAS | 20 | | 13 | | | 7 | | 1 | | | 19 |
| CALA | 17 | | 8 | | | 9 | | | | 2 | 15 |
| CALAÑAS | 67 | 2 | 29 | | 1 | 35 | | 9 | 4 | 10 | 44 |
| CAMPILLO, EL | 212 | 2 | 191 | 1 | 1 | 17 | | 196 | 1 | 1 | 14 |
| CAMPOFRIO | 20 | | 11 | | | 9 | | 3 | | | 17 |
| CAÑAVERAL DE LEON | 4 | | 2 | | | 2 | | | | | 4 |
| CARTAYA | 4.945 | 9 | 3.771 | 5 | 7 | 1.150 | 3 | 4.281 | 10 | 98 | 556 |
| CASTAÑO DEL ROBLEDO | 8 | | 5 | | | 3 | | 1 | 1 | | 6 |
| CERRO DE ANDEVALO, EL | 107 | | 70 | | | 37 | | 65 | | 4 | 38 |
| CHUCENA | 71 | | 38 | | | 33 | | 14 | 1 | 13 | 43 |
| CORTECONCEPCION | 31 | | 15 | | | 16 | | | 6 | 3 | 22 |
| CORTEGANA | 150 | | 81 | | 2 | 67 | | 20 | 18 | 63 | 49 |
| CORTELAZOR | 10 | | 7 | | | 3 | | | | 5 | 5 |
| CUMBRES DE ENMEDIO | 3 | | 2 | | | 1 | | 2 | | 1 | |
| CUMBRES DE SAN BARTOLOME | 15 | | 14 | | | 1 | | 7 | | | 8 |
| CUMBRES MAYORES | 147 | 1 | 104 | | | 42 | | 11 | 106 | 12 | 18 |
| ENCINASOLA | 33 | | 18 | | | 15 | | 13 | 2 | 14 | 4 |
| ESCACENA DEL CAMPO | 68 | | 49 | | | 19 | | 17 | 1 | 9 | 41 |
| FUENTEHERIDOS | 41 | | 29 | | | 12 | | 19 | | 18 | 4 |
| GALAROZA | 68 | 1 | 40 | 2 | | 25 | | 2 | 12 | 12 | 42 |
| GIBRALEON | 845 | 10 | 570 | 16 | 3 | 244 | 2 | 659 | 9 | 82 | 95 |
| GRANADA DE RIO-TINTO, LA | 12 | | 9 | | | 3 | | 2 | 2 | | 8 |
| GRANADO, EL | 11 | | 4 | | | 7 | | | | 1 | 10 |
| HIGUERA DE LA SIERRA | 46 | 1 | 26 | | | 19 | | | 3 | 20 | 23 |
| HINOJALES | 7 | | 3 | | 1 | 3 | | 2 | | 2 | 3 |
| HINOJOS | 304 | 1 | 147 | 2 | | 151 | 3 | 108 | 80 | 22 | 94 |
| HUELVA | 4.542 | 75 | 2.530 | 69 | 63 | 1.757 | 48 | 494 | 330 | 507 | 3.211 |
| ISLA CRISTINA | 1.046 | 19 | 493 | 7 | 2 | 518 | 7 | 650 | 142 | 32 | 222 |
| JABUGO | 384 | | 219 | 7 | | 158 | | 1 | 327 | 7 | 49 |
| LEPE | 4.727 | 22 | 3.285 | 4 | 7 | 1.405 | 4 | 3.159 | 26 | 70 | 1.472 |
| LINARES DE LA SIERRA | 6 | 1 | 3 | 1 | | 1 | | | 1 | 5 | |
| LUCENA DEL PUERTO | 748 | 2 | 337 | 1 | | 408 | | 668 | | 44 | 36 |
| MANZANILLA | 34 | | 11 | | 1 | 22 | | 11 | | 7 | 16 |
| MARINES, LOS | 10 | | 4 | | | 6 | | 1 | | | 9 |
| MINAS DE RIOTINTO | 75 | 1 | 47 | 1 | | 25 | 1 | 6 | 28 | 10 | 31 |
| MOGUER | 4.197 | 5 | 1.642 | 2 | 4 | 2.540 | 4 | 3.813 | 33 | 106 | 245 |
| NAVA, LA | 10 | | 8 | | | 2 | | 7 | | | 3 |
| NERVA | 39 | 1 | 25 | 1 | 1 | 10 | 1 | 1 | 7 | 3 | 28 |
| NIEBLA | 527 | 2 | 314 | 90 | 1 | 112 | 8 | 176 | 12 | 4 | 335 |
| PALMA DEL CONDADO, LA | 599 | 6 | 274 | 2 | 1 | 311 | 5 | 201 | 4 | 49 | 345 |
| PALOS DE LA FRONTERA | 3.585 | 11 | 1.843 | 8 | 3 | 1.714 | 6 | 2.803 | 139 | 74 | 569 |
| PATERNA DEL CAMPO | 102 | | 63 | | | 38 | 1 | 34 | 2 | 19 | 47 |
| PAYMOGO | 40 | | 23 | | 1 | 16 | | 14 | 5 | 14 | 7 |
| PUEBLA DE GUZMAN | 51 | | 31 | | | 20 | | 3 | | 15 | 33 |
| PUERTO MORAL | 7 | | 2 | | | 5 | | | | | 7 |
| PUNTA UMBRIA | 271 | 2 | 143 | 5 | 6 | 114 | 1 | 16 | 19 | 33 | 203 |
| ROCIANA DEL CONDADO | 492 | 2 | 155 | | | 334 | 1 | 371 | | 6 | 115 |
| ROSAL DE LA FRONTERA | 71 | | 43 | | | 28 | | 12 | | 19 | 40 |
| SAN BARTOLOME DE LA TORRE | 768 | | 376 | | 1 | 390 | 1 | 705 | 20 | 8 | 35 |
| SAN JUAN DEL PUERTO | 918 | 3 | 132 | 4 | 149 | 627 | 3 | 45 | 6 | 52 | 815 |
| SANLUCAR DE GUADIANA | 8 | | 6 | 1 | | | 1 | 2 | | 6 | |
| SAN SILVESTRE DE GUZMAN | 78 | | 69 | | | 9 | | 66 | | 1 | 11 |
| SANTA ANA LA REAL | 4 | | 3 | | | 1 | | | | | 4 |
| SANTA BARBARA DE CASA | 33 | | 23 | 3 | | 7 | | 16 | 1 | 10 | 6 |
| SANTA OLALLA DEL CALA | 134 | | 111 | | | 23 | | 103 | 4 | 6 | 21 |
| TRIGUEROS | 132 | 1 | 59 | | | 72 | | 7 | 2 | 20 | 103 |
| VALDELARCO | 15 | | 9 | | | 6 | | 2 | | | 13 |
| VALVERDE DEL CAMINO | 289 | | 159 | 1 | | 127 | 2 | 27 | 40 | 67 | 155 |
| VILLABLANCA | 695 | 2 | 440 | | | 250 | 3 | 511 | 2 | 5 | 177 |
| VILLALBA DEL ALCOR | 90 | | 62 | | | 27 | 1 | 7 | 1 | 29 | 53 |
| VILLANUEVA DE LAS CRUCES | 7 | | 4 | | | 3 | | | | | 7 |
| VILLANUEVA DE LOS CASTILLEJOS | 651 | 2 | 381 | 19 | 1 | 247 | 1 | 391 | 210 | 2 | 48 |
| VILLARRASA | 110 | 5 | 33 | 1 | | 71 | | 64 | 1 | 20 | 25 |
| ZALAMEA LA REAL | 39 | | 25 | | | 13 | 1 | 3 | 4 | 10 | 22 |
| ZARZA-PERRUNAL, LA | 8 | 0 | 4 | 0 | 0 | 4 | 0 | | | 1 | 7 |
| ZUFRE | 37 | 1 | 19 | 0 | 2 | 15 | 0 | 25 | | | 12 |
| HUELVA | 40220 | 255 | 22089 | 300 | 292 | 17147 | 137 | 24665 | 1835 | 2279 | 11441 |

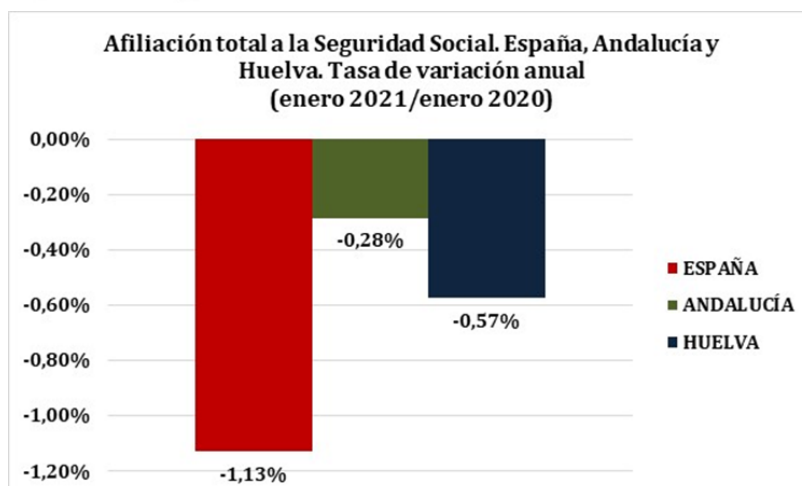
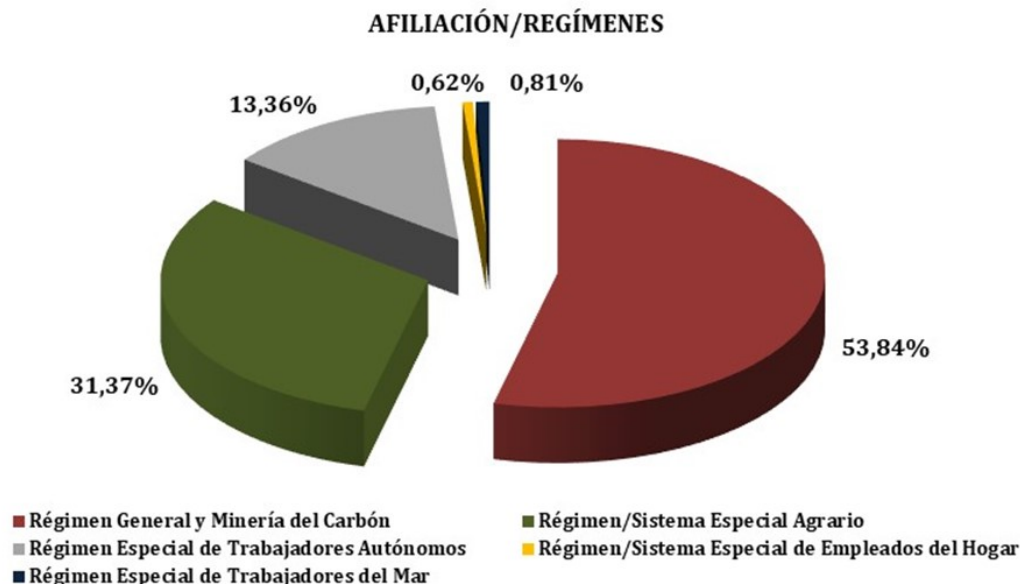
| EVOLUCIÓN CONTRATACIONES POR MUNICIPIOS. TASAS VARIACIÓN-ENERO 2021 /2020 | | | | | | | | | |
|---|---------------|------------|---------------|---------------|--------------|---------------|----------------------|----------------|----------------|
| MUNICIPIOS | ENERO2021 | | | ENERO2020 | | | TASA VARIACIÓN ANUAL | | |
| | TOTAL | INDEFIN. | TEMP. | TOTAL | INDEFIN. | TEMP. | TOTAL | INDEFIN. | TEMP. |
| ALAJAR | 22 | | 22 | 49 | | 49 | -55,10% | 0,00% | -55,10% |
| ALJARAQUE | 777 | 19 | 758 | 674 | 15 | 659 | 15,28% | 26,67% | 15,02% |
| ALMENDRO, EL | 23 | | 23 | 49 | 2 | 47 | -53,06% | -100,00% | -51,06% |
| ALMONASTER LA REAL | 136 | 4 | 132 | 80 | 8 | 72 | 70,00% | -50,00% | 83,33% |
| ALMONTE | 3.727 | 84 | 3.643 | 4.594 | 71 | 4.523 | -18,87% | 18,31% | -19,46% |
| ALOSNO | 76 | 2 | 74 | 114 | 5 | 109 | -33,33% | -60,00% | -32,11% |
| ARACENA | 298 | 5 | 293 | 586 | 35 | 551 | -49,15% | -85,71% | -46,82% |
| AROCHE | 139 | | 139 | 141 | 1 | 140 | -1,42% | -100,00% | -0,71% |
| ARROYOMOLINOS DE LEON | 23 | | 23 | 46 | | 46 | -50,00% | 0,00% | -50,00% |
| AYAMONTE | 718 | 40 | 678 | 944 | 74 | 870 | -23,94% | -45,95% | -22,07% |
| BEAS | 153 | | 153 | 180 | 8 | 172 | -15,00% | -100,00% | -11,05% |
| BERROCAL | 8 | | 8 | 6 | | 6 | 33,33% | 0,00% | 33,33% |
| BOLLULLOS PAR DEL CONDADO | 616 | 14 | 602 | 1.031 | 29 | 1.002 | -40,25% | -51,72% | -39,92% |
| BONARES | 663 | 7 | 656 | 753 | 7 | 746 | -11,95% | 0,00% | -12,06% |
| CABEZAS RUBIAS | 20 | | 20 | 26 | | 26 | -23,08% | 0,00% | -23,08% |
| CALA | 17 | | 17 | 30 | 2 | 28 | -43,33% | -100,00% | -39,29% |
| CALAÑAS | 67 | 3 | 64 | 113 | | 113 | -33,63% | 0,00% | -36,28% |
| CAMPILLO, EL | 212 | 4 | 208 | 182 | | 182 | 16,48% | 400,00% | 14,29% |
| CAMPOFRIO | 20 | | 20 | 18 | | 18 | 11,11% | 0,00% | 11,11% |
| CAÑAVERAL DE LEON | 4 | | 4 | 6 | | 6 | -33,33% | 0,00% | -33,33% |
| CARTAYA | 4.945 | 24 | 4.921 | 5.704 | 33 | 5.671 | -13,31% | -27,27% | -13,23% |
| CASTAÑO DEL ROBLEDO | 8 | | 8 | 8 | | 8 | 0,00% | 0,00% | 0,00% |
| CERRO DE ANDEVALO, EL | 107 | | 107 | 140 | | 140 | -23,57% | 0,00% | -23,57% |
| CHUCENA | 71 | | 71 | 70 | | 70 | 1,43% | 0,00% | 1,43% |
| CORTECONCEPCION | 31 | | 31 | 48 | 1 | 47 | -35,42% | -100,00% | -34,04% |
| CORTEGANA | 150 | 2 | 148 | 131 | 2 | 129 | 14,50% | 0,00% | 14,73% |
| CORTELAZOR | 10 | | 10 | 13 | | 13 | -23,08% | 0,00% | -23,08% |
| CUMBRES DE ENMEDIO | 3 | | 3 | 7 | | 7 | -57,14% | 0,00% | -57,14% |
| CUMBRES DE SAN BARTOLOME | 15 | | 15 | 10 | | 10 | 50,00% | 0,00% | 50,00% |
| CUMBRES MAYORES | 147 | 1 | 146 | 219 | 3 | 216 | -32,88% | -66,67% | -32,41% |
| ENCINASOLA | 33 | | 33 | 114 | | 114 | -71,05% | 0,00% | -71,05% |
| ESCACENA DEL CAMPO | 68 | | 68 | 65 | 1 | 64 | 4,62% | -100,00% | 6,25% |
| FUENTEHERIDOS | 41 | | 41 | 42 | 1 | 41 | -2,38% | -100,00% | 0,00% |
| GALAROZA | 68 | 3 | 65 | 73 | 3 | 70 | -6,85% | 0,00% | -7,14% |
| GIBRALEON | 845 | 31 | 814 | 1.253 | 18 | 1.235 | -32,56% | 72,22% | -34,09% |
| GRANADA DE RIO-TINTO, LA | 12 | | 12 | 11 | | 11 | 9,09% | 0,00% | 9,09% |
| GRANADO, EL | 11 | | 11 | 20 | 1 | 19 | -45,00% | -100,00% | -42,11% |
| HIGUERA DE LA SIERRA | 46 | 1 | 45 | 41 | | 41 | 12,20% | 100,00% | 9,76% |
| HINOJALES | 7 | 1 | 6 | 8 | | 8 | -12,50% | 100,00% | -25,00% |
| HINOJOS | 304 | 6 | 298 | 320 | 32 | 288 | -5,00% | -81,25% | 3,47% |
| HUELVA | 4.542 | 255 | 4.287 | 5.499 | 504 | 4.995 | -17,40% | -49,40% | -14,17% |
| ISLA CRISTINA | 1.046 | 35 | 1.011 | 983 | 21 | 962 | 6,41% | 66,67% | 5,09% |
| JABUGO | 384 | 7 | 377 | 442 | 19 | 423 | -13,12% | -63,16% | -10,87% |
| LEPE | 4.727 | 37 | 4.690 | 4.581 | 48 | 4.533 | 3,19% | -22,92% | 3,46% |
| LINARES DE LA SIERRA | 6 | 2 | 4 | 11 | | 11 | -45,45% | 200,00% | -63,64% |
| LUCENA DEL PUERTO | 748 | 3 | 745 | 1.259 | 21 | 1.238 | -40,59% | -85,71% | -39,82% |
| MANZANILLA | 34 | 1 | 33 | 49 | 2 | 47 | -30,61% | -50,00% | -29,79% |
| MARINES, LOS | 10 | | 10 | 16 | | 16 | -37,50% | 0,00% | -37,50% |
| MINAS DE RIOTINTO | 75 | 3 | 72 | 106 | 15 | 91 | -29,25% | -80,00% | -20,88% |
| MOGUER | 4.197 | 15 | 4.182 | 5.749 | 26 | 5.723 | -27,00% | -42,31% | -26,93% |
| NAVA, LA | 10 | | 10 | 16 | | 16 | -37,50% | #DIV/0! | -37,50% |
| NERVA | 39 | 4 | 35 | 92 | 3 | 89 | -57,61% | 33,33% | -60,67% |
| NIEBLA | 527 | 101 | 426 | 753 | 20 | 733 | -30,01% | 405,00% | -41,88% |
| PALMA DEL CONDADO, LA | 599 | 14 | 585 | 782 | 16 | 766 | -23,40% | -12,50% | -23,63% |
| PALOS DE LA FRONTERA | 3.585 | 28 | 3.557 | 4.532 | 80 | 4.452 | -20,90% | -65,00% | -20,10% |
| PATERNA DEL CAMPO | 102 | 1 | 101 | 140 | 6 | 134 | -27,14% | -83,33% | -24,63% |
| PAYMOGO | 40 | 1 | 39 | 47 | | 47 | -14,89% | 100,00% | -17,02% |
| PUEBLA DE GUZMAN | 51 | | 51 | 141 | 16 | 125 | -63,83% | -100,00% | -59,20% |
| PUERTO MORAL | 7 | | 7 | 9 | | 9 | -22,22% | 0,00% | -22,22% |
| PUNTA UMBRIA | 271 | 14 | 257 | 897 | 24 | 873 | -69,79% | -41,67% | -70,56% |
| ROCIANA DEL CONDADO | 492 | 3 | 489 | 943 | 22 | 921 | -47,83% | -86,36% | -46,91% |
| ROSAL DE LA FRONTERA | 71 | | 71 | 57 | 1 | 56 | 24,56% | -100,00% | 26,79% |
| SAN BARTOLOME DE LA TORRE | 768 | 2 | 766 | 836 | 10 | 826 | -8,13% | -80,00% | -7,26% |
| SAN JUAN DEL PUERTO | 918 | 159 | 759 | 283 | 15 | 268 | 224,38% | 960,00% | 183,21% |
| SANLUCAR DE GUADIANA | 8 | 2 | 6 | 6 | 1 | 5 | 33,33% | 100,00% | 20,00% |
| SAN SILVESTRE DE GUZMAN | 78 | | 78 | 50 | | 50 | 56,00% | 0,00% | 56,00% |
| SANTA ANA LA REAL | 4 | | 4 | 13 | | 13 | -69,23% | 0,00% | -69,23% |
| SANTA BARBARA DE CASA | 33 | 3 | 30 | 41 | | 41 | -19,51% | 300,00% | -26,83% |
| SANTA OLALLA DEL CALA | 134 | | 134 | 115 | | 115 | 16,52% | 0,00% | 16,52% |
| TRIGUEROS | 132 | 1 | 131 | 198 | 3 | 195 | -33,33% | -66,67% | -32,82% |
| VALDELARCO | 15 | | 15 | 26 | | 26 | -42,31% | 0,00% | -42,31% |
| VALVERDE DEL CAMINO | 289 | 3 | 286 | 293 | 20 | 273 | -1,37% | -85,00% | 4,76% |
| VILLABLANCA | 695 | 5 | 690 | 791 | 4 | 787 | -12,14% | 25,00% | -12,33% |
| VILLALBA DEL ALCOR | 90 | 1 | 89 | 150 | 14 | 136 | -40,00% | -92,86% | -34,56% |
| VILLANUEVA DE LAS CRUCES | 7 | | 7 | 11 | | 11 | -36,36% | 0,00% | -36,36% |
| VILLANUEVA DE LOS CASTILLEJOS | 651 | 23 | 628 | 1.059 | 6 | 1.053 | -38,53% | 283,33% | -40,36% |
| VILLARRASA | 110 | 6 | 104 | 170 | 13 | 157 | -35,29% | -53,85% | -33,76% |
| ZALAMEA LA REAL | 39 | 1 | 38 | 52 | 3 | 49 | -25,00% | -66,67% | -22,45% |
| ZARZA-PERRUNAL, LA | 8 | | 8 | | | | | | |
| ZUFRE | 37 | 3 | 34 | 19 | | 19 | 94,74% | 300,00% | 78,95% |
| HUELVA | 40.220 | 847 | 39.236 | 49.136 | 1.285 | 47.851 | -18,15% | -34,09% | -18,00% |

| AFILIACIONES SEGURIDAD SOCIAL- ENERO2021 | | | |
|--|------------|-----------|---------|
| | ESPAÑA | ANDALUCÍA | HUELVA |
| AFILIADOS TOTALES | 18.826.631 | 3.095.522 | 210.232 |
| Tasa de variación mensual | -0,41% | -0,43% | 5,70% |
| Diferencia mensual | -78.221 | -13.249 | 11.334 |
| Tasa de variación interanual | -1,13% | -0,28% | -0,57% |
| Diferencia anual | -214.964 | -8.838 | -1.214 |
| | | | |
| AFILIADOS RÉG. ESPECIAL AGRARIO | 775.427 | 471.357 | 65.953 |
| Tasa de variación mensual | -0,45% | 0,21% | 21,41% |
| Diferencia mensual | -3.469 | 1.005 | 11.631 |
| Tasa de variación interanual | 3,96% | 4,33% | -1,96% |
| Diferencia anual | 29.516 | 19.584 | -1.318 |

Fuente: Ministerio de Trabajo, Migraciones y Seguridad Social

| AFILIACIONES SEGURIDAD SOCIAL/REGÍMENES- ENERO 2021 | | | | | | |
|---|---------|------------|---------------|-----------|-------------|-----------|
| | TOTAL | R. GENERAL | R. E. AGRARIO | AUTÓNOMOS | R. E. HOGAR | R. E. MAR |
| Nº PERSONAS | 210.232 | 113.192 | 65.953 | 28.087 | 1.307 | 1.693 |
| DIF. MENSUAL | 11.334 | -107 | 11.631 | -92 | -4 | -94 |
| TASA VAR. MENSUAL | 5,70% | -0,09% | 21,41% | -0,33% | -0,31% | -5,26% |
| DIF. ANUAL | -1.214 | -236 | -1.318 | 433 | -34 | -59 |
| TASA VAR. ANUAL | -0,57% | -0,21% | -1,96% | 1,57% | -2,54% | -3,37% |

Fuente: Ministerio de Trabajo, Migraciones y Seguridad Social



AFILIACIONES/REGÍMENES-ENERO2021

| MUNICIPIO | R. GENERAL | R. E. AGRARIO | R. E. HOGAR | R. E. MAR | R. E. T. AUTÓNOMOS | TOTAL |
|-------------------------------|----------------|---------------|--------------|--------------|--------------------|----------------|
| ALAJAR | 80 | 44 | 5 | 0 | 63 | 188 |
| ALJARAQUE | 2.256 | 386 | 119 | 5 | 1.172 | 3.934 |
| ALMENDRO, EL | 56 | 111 | 5 | 0 | 42 | 210 |
| ALMONASTER LA REAL | 1.856 | 65 | 5 | 0 | 94 | 2.016 |
| ALMONTE | 3.787 | 7.109 | 22 | 29 | 1.256 | 12.203 |
| ALOSNO | 531 | 448 | 5 | 0 | 147 | 1.127 |
| ARACENA | 1.315 | 236 | 30 | 0 | 688 | 2.269 |
| AROCHE | 200 | 759 | 0 | 0 | 159 | 1.118 |
| ARROYOMOLINOS DE LEON | 54 | 89 | 5 | 0 | 63 | 207 |
| AYAMONTE | 2.432 | 923 | 27 | 329 | 1.101 | 4.812 |
| BEAS | 378 | 429 | 6 | 0 | 240 | 1.053 |
| BERROCAL | 17 | 8 | 0 | 0 | 11 | 36 |
| BOLLULLOS PAR DEL CONDADO | 1.899 | 2.437 | 37 | 6 | 677 | 5.056 |
| BONARES | 792 | 1.162 | 5 | 0 | 449 | 2.404 |
| CABEZAS RUBIAS | 33 | 122 | 0 | 0 | 28 | 183 |
| CALA | 98 | 44 | 5 | 0 | 76 | 219 |
| CALAÑAS | 253 | 229 | 5 | 0 | 175 | 658 |
| CAMPILLO, EL | 227 | 122 | 5 | 0 | 76 | 426 |
| CAMPOFRIO | 91 | 56 | 0 | 0 | 51 | 198 |
| CAÑEVERAL DE LEON | 9 | 52 | 0 | 0 | 9 | 70 |
| CARTAYA | 2.538 | 3.944 | 37 | 84 | 1.080 | 7.683 |
| CASTAÑO DEL ROBLEDO | 21 | 5 | 0 | 0 | 19 | 41 |
| CERRO DE ANDEVALO, EL | 266 | 180 | 0 | 0 | 119 | 565 |
| CHUCENA | 292 | 375 | 5 | 0 | 87 | 755 |
| CORTECONCEPCION | 84 | 22 | 0 | 0 | 36 | 142 |
| CORTEGANA | 579 | 247 | 5 | 0 | 278 | 1.105 |
| CORTELAZOR | 25 | 16 | 0 | 0 | 20 | 61 |
| CUMBRES DE ENMEDIO | 8 | 5 | 0 | 0 | 5 | 9 |
| CUMBRES DE SAN BARTOLOME | 26 | 51 | 0 | 0 | 21 | 98 |
| CUMBRES MAYORES | 434 | 92 | 5 | 0 | 157 | 684 |
| ENCINASOLA | 99 | 204 | 5 | 0 | 83 | 387 |
| ESCACENA DEL CAMPO | 274 | 336 | 5 | 0 | 120 | 731 |
| FUENTEHERIDOS | 63 | 49 | 5 | 0 | 61 | 174 |
| GALAROZA | 271 | 59 | 5 | 0 | 92 | 423 |
| GIBRALEON | 1.394 | 1.041 | 15 | 0 | 591 | 3.041 |
| GRANADA DE RIO-TINTO, LA | 14 | 14 | 0 | 0 | 11 | 39 |
| GRANADO, EL | 66 | 57 | 5 | 0 | 25 | 149 |
| HIGUERA DE LA SIERRA | 123 | 81 | 5 | 0 | 80 | 285 |
| HINOJALES | 21 | 46 | 5 | 0 | 25 | 93 |
| HINOJOS | 625 | 479 | 5 | 0 | 164 | 1.269 |
| HUELVA | 55.716 | 4.194 | 698 | 402 | 6.389 | 67.399 |
| ISLA CRISTINA | 1.950 | 2.102 | 20 | 436 | 938 | 5.446 |
| JABUGO | 1.079 | 22 | 5 | 0 | 117 | 1.219 |
| LEPE | 4.993 | 5.105 | 26 | 117 | 1.749 | 11.990 |
| LINARES DE LA SIERRA | 25 | 5 | 0 | 0 | 14 | 44 |
| LUCENA DEL PUERTO | 460 | 1.804 | 5 | 0 | 307 | 2.572 |
| MANZANILLA | 108 | 457 | 5 | 0 | 105 | 671 |
| MARINES, LOS | 45 | 27 | 0 | 0 | 21 | 93 |
| MINAS DE RIOTINTO | 1.059 | 196 | 9 | 0 | 108 | 1.372 |
| MOGUER | 2.641 | 7.024 | 27 | 44 | 1.243 | 10.979 |
| NAVA, LA | 22 | 10 | 0 | 0 | 13 | 45 |
| NERVA | 575 | 293 | 6 | 0 | 246 | 1.120 |
| NIEBLA | 1.669 | 462 | 5 | 0 | 181 | 2.313 |
| PALMA DEL CONDADO, LA | 1.629 | 935 | 26 | 0 | 552 | 3.142 |
| PALOS DE LA FRONTERA | 5.451 | 4.430 | 16 | 49 | 669 | 10.615 |
| PATERNA DEL CAMPO | 179 | 661 | 5 | 0 | 193 | 1.038 |
| PAYMOGO | 77 | 228 | 0 | 0 | 58 | 363 |
| PUEBLA DE GUZMAN | 219 | 465 | 5 | 0 | 199 | 884 |
| PUERTO MORAL | 36 | 22 | 0 | 0 | 16 | 74 |
| PUNTA UMBRIA | 1.904 | 235 | 33 | 167 | 873 | 3.212 |
| ROCIANA DEL CONDADO | 544 | 2.524 | 5 | 0 | 372 | 3.445 |
| ROSAL DE LA FRONTERA | 172 | 267 | 0 | 0 | 106 | 545 |
| SAN BARTOLOME DE LA TORRE | 330 | 743 | 5 | 0 | 198 | 1.272 |
| SAN JUAN DEL PUERTO | 3.503 | 909 | 12 | 5 | 419 | 4.844 |
| SANLUCAR DE GUADIANA | 16 | 29 | 0 | 0 | 23 | 68 |
| SAN SILVESTRE DE GUZMAN | 47 | 78 | 7 | 0 | 30 | 162 |
| SANTA ANA LA REAL | 34 | 26 | 5 | 0 | 28 | 89 |
| SANTA BARBARA DE CASA | 115 | 202 | 0 | 0 | 62 | 379 |
| SANTA OLALLA DEL CALA | 274 | 192 | 5 | 0 | 155 | 622 |
| TRIGUEROS | 665 | 650 | 9 | 0 | 450 | 1.774 |
| VALDELARCO | 24 | 20 | 0 | 0 | 11 | 55 |
| VALVERDE DEL CAMINO | 1.971 | 343 | 30 | 0 | 778 | 3.122 |
| VILLABLANCA | 160 | 577 | 5 | 10 | 166 | 918 |
| VILLALBA DEL ALCOR | 380 | 382 | 5 | 0 | 154 | 917 |
| VILLANUEVA DE LAS CRUCES | 19 | 17 | 5 | 0 | 15 | 52 |
| VILLANUEVA DE LOS CASTILLEJOS | 454 | 402 | 7 | 0 | 188 | 1.051 |
| VILLARRASA | 189 | 301 | 5 | 0 | 111 | 602 |
| ZALAMEA LA REAL | 258 | 111 | 5 | 0 | 168 | 538 |
| ZUFRE | 33 | 74 | 5 | 0 | 45 | 153 |
| PROVINCIA DE HUELVA | 113.192 | 65.953 | 1.307 | 1.693 | 28.087 | 210.232 |
| SIN DISTRIBUCIÓN (*) | 580 | 7.300 | 5 | 14 | 968 | 8.863 |

| EVOLUCIÓN AFILIACIÓN SEGURIDAD SOCIAL POR MUNICIPIOS-ENERO2021/2020 | | | |
|---|----------------|---------------|----------------|
| MUNICIPIOS | ENERO2021 | ENERO2020 | TASA VARIACIÓN |
| ALAJAR | 188 | 209 | -10,05% |
| ALJARAQUE | 3.934 | 3983 | -1,23% |
| ALMENDRO, EL | 210 | 221 | -4,98% |
| ALMONASTER LA REAL | 2.016 | 2021 | -0,25% |
| ALMONTE | 12.203 | 12469 | -2,13% |
| ALOSNO | 1.127 | 1057 | 6,62% |
| ARACENA | 2.269 | 2346 | -3,28% |
| AROCHE | 1.118 | 1167 | -4,20% |
| ARROYOMOLINOS DE LEON | 207 | 206 | 0,49% |
| AYAMONTE | 4.812 | 5004 | -3,84% |
| BEAS | 1.053 | 1086 | -3,04% |
| BERROCAL | 36 | 34 | 5,88% |
| BOLLULLOS PAR DEL CONDADO | 5.056 | 5296 | -4,53% |
| BONARES | 2.404 | 2593 | -7,29% |
| CABEZAS RUBIAS | 183 | 184 | -0,54% |
| CALA | 219 | 215 | 1,86% |
| CALAÑAS | 658 | 659 | -0,15% |
| CAMPILLO, EL | 426 | 447 | -4,70% |
| CAMPOFRIO | 198 | 181 | 9,39% |
| CAÑAVERAL DE LEON | 70 | 74 | -5,41% |
| CARTAYA | 7.683 | 8054 | -4,61% |
| CASTAÑO DEL ROBLEDO | 41 | 39 | 5,13% |
| CERRO DE ANDEVALO, EL | 565 | 558 | 1,25% |
| CHUCENA | 755 | 751 | 0,53% |
| CORTECONCEPCION | 142 | 146 | -2,74% |
| CORTEGANA | 1.105 | 1196 | -7,61% |
| CORTELAZOR | 61 | 62 | -1,61% |
| CUMBRES DE ENMEDIO | 9 | 7 | 28,57% |
| CUMBRES DE SAN BARTOLOME | 98 | 97 | 1,03% |
| CUMBRES MAYORES | 684 | 700 | -2,29% |
| ENCINASOLA | 387 | 382 | 1,31% |
| ESCACENA DEL CAMPO | 731 | 741 | -1,35% |
| FUENTEHERIDOS | 174 | 199 | -12,56% |
| GALAROZA | 423 | 402 | 5,22% |
| GIBRALEON | 3.041 | 3127 | -2,75% |
| GRANADA DE RIO-TINTO, LA | 39 | 38 | 2,63% |
| GRANADO, EL | 149 | 152 | -1,97% |
| HIGUERA DE LA SIERRA | 285 | 286 | -0,35% |
| HINOJALES | 93 | 88 | 5,68% |
| HINOJOS | 1.269 | 1235 | 2,75% |
| HUELVA | 67.399 | 66888 | 0,76% |
| ISLA CRISTINA | 5.446 | 5929 | -8,15% |
| JABUGO | 1.219 | 1195 | 2,01% |
| LEPE | 11.990 | 11889 | 0,85% |
| LINARES DE LA SIERRA | 44 | 50 | -12,00% |
| LUCENA DEL PUERTO | 2.572 | 2534 | 1,50% |
| MANZANILLA | 671 | 663 | 1,21% |
| MARINES, LOS | 93 | 87 | 6,90% |
| MINAS DE RIOTINTO | 1.372 | 1347 | 1,86% |
| MOGUER | 10.979 | 11136 | -1,41% |
| NAVA, LA | 45 | 50 | -10,00% |
| NERVA | 1.120 | 1091 | 2,66% |
| NIEBLA | 2.313 | 2167 | 6,74% |
| PALMA DEL CONDADO, LA | 3.142 | 3173 | -0,98% |
| PALOS DE LA FRONTERA | 10.615 | 10712 | -0,91% |
| PATERNA DEL CAMPO | 1.038 | 1080 | -3,89% |
| PAYMOGO | 363 | 410 | -11,46% |
| PUEBLA DE GUZMAN | 884 | 907 | -2,54% |
| PUERTO MORAL | 74 | 61 | 21,31% |
| PUNTA UMBRIA | 3.212 | 3341 | -3,86% |
| ROCIANA DEL CONDADO | 3.445 | 3629 | -5,07% |
| ROSAL DE LA FRONTERA | 545 | 471 | 15,71% |
| SAN BARTOLOME DE LA TORRE | 1.272 | 1320 | -3,64% |
| SAN JUAN DEL PUERTO | 4.844 | 3331 | 45,42% |
| SANLUCAR DE GUADIANA | 68 | 64 | 6,25% |
| SAN SILVESTRE DE GUZMAN | 162 | 163 | -0,61% |
| SANTA ANA LA REAL | 89 | 84 | 5,95% |
| SANTA BARBARA DE CASA | 379 | 356 | 6,46% |
| SANTA OLALLA DEL CALA | 622 | 629 | -1,11% |
| TRIGUEROS | 1.774 | 1787 | -0,73% |
| VALDELARCO | 55 | 54 | 1,85% |
| VALVERDE DEL CAMINO | 3.122 | 3125 | -0,10% |
| VILLABLANCA | 918 | 893 | 2,80% |
| VILLALBA DEL ALCOR | 917 | 926 | -0,97% |
| VILLANUEVA DE LAS CRUCES | 52 | 46 | 13,04% |
| VILLANUEVA DE LOS CASTILLEJOS | 1.051 | 1915 | -45,12% |
| VILLARRASA | 602 | 593 | 1,52% |
| ZALAMEA LA REAL | 538 | 519 | 3,66% |
| ZUFRE | 153 | 158 | -3,16% |
| PROVINCIA DE HUELVA | 210.232 | 211446 | -0,57% |
| SIN DISTRIBUIR | 8.863 | 8885 | -0,25% |

GLOSARIO

Activo/a

Persona de 16 o más años que, durante la semana de referencia dada, suministra mano de obra para la producción de bienes y servicios o está disponible y en condiciones de incorporarse a dicha producción. Se subdividen en personas ocupadas y paradas.

Afiliación de trabajadores/as a la Seguridad Social

Es un acto administrativo mediante el cual la Tesorería General de la Seguridad Social reconoce la condición de incluida en el Sistema de Seguridad Social a la persona física que por primera vez realiza una actividad determinante de su inclusión en el ámbito de aplicación del mismo.

Paro registrado

Demandas registradas en los Servicios Públicos de Empleo que se encuentran en alta el último día laborable del mes de referencia, excluyendo las que correspondan a las situaciones descritas en la Orden Ministerial de 11 de Abril de 1.985.

Población ocupada (o personas con empleo)

Es la formada por todas aquellas personas de 16 o más años que durante la semana de referencia han tenido un trabajo por cuenta ajena o ejercido una actividad por cuenta propia.

Tasa de desempleo aparente

Proporción que el paro registrado representa sobre la suma de esta magnitud y las afiliaciones a la Seguridad Social.

Tasa de variación interanual

Mide la variación de un indicador de un mes determinado respecto al mismo mes del año anterior.

Tasa de variación mensual

Mide la variación de un indicador de un mes determinado respecto al mes anterior.

REFERENCIAS

GARCÍA DEL HOYO, J. J. (2014). Informe piloto sobre la coyuntura del mercado de trabajo en la provincia de Huelva. Huelva, Consejo Económico y Social de la provincia de Huelva (http://www.diphuelva.es/portalweb/zonas/53/Ficheros/portada_memoria.pdf).

ESPAÑA. Fuente: Ministerio de Trabajo, Migraciones y Seguridad Social

http://www.seg-social.es/Internet_1/Estadistica

http://www.sepe.es/contenidos/eu/que_es_el_sepe/estadisticas/index.html

BOLETÍN MENSUAL COYUNTURAL LABORAL PROVINCIA DE HUELVA